



[iRize Fluted Extended Corner Top Standing L-Desk, 60" x 60"](https://i5industries.com/product/irize-l-shaped-standing-desk-60-x-60/)


<https://i5industries.com/product/irize-l-shaped-standing-desk-60-x-60/>



IRIZE FLUTED EXTENDED CORNER TOP STANDING L-DESK, 60" X 60"

SKU: I_6060.__.F.NG


iRize Standing L-Desk with extended corner fluted top, 60" x 60". Smooth and precise adjustments. Available in six finishes.




Categories: [Desking](#), [Height Adjustable Desks](#)

Tags: [iRize](#)

GALLERY IMAGES




i5 Industries iRize L-Shaped Extended Corner Standing Desk – Black Black Base




i5 Industries iRize L-Shaped Extended Corner Standing Desk – Espresso Silver Base



i5 Industries iRize L-Shaped Extended Corner Standing Desk – Mahogany Black Base



i5 Industries iRize L-Shaped Extended Corner Standing Desk – Matte White Silver Base



i5 Industries iRize L-Shaped Extended Corner Standing Desk – Samoa Gray Black Base



i5 Industries iRize L-Shaped Extended Corner Standing Desk – Walnut White Base



i5 Industries iRize Seven Button Remote



PRODUCT FEATURES

- Fluted top edges
- Reversible - adjusts for left-handed or right-handed configurations
- Extended corner for accessibility
- 3mm edge banding
- Powder coated base finishes
- Adjustable glides with optional casters available
- Dual motor system
- 2 stage column lift
- 3 programmable memory presets
- Timed reminders
- 7 button remote
- Precise and stable adjustments
- Ultra quiet movement
- Anti collision and anti pinch sensor
- Encourages continuous movement in the workplace
- Ideal for individuals 5' to 6'3" tall (seated or standing)
- Height adjusts from 27.2" to 46.5"
- Commercial quality
- Heavy duty construction
- Sustainably sourced wood
- Matching components available
- Typically available for quick ship
- Weight Capacity: 330 lbs

PRODUCT DIMENSIONS

| | |
|------------------------|--------------------------------------|
| Overall Dimensions | 60" L x 60" W x 27.2" - 46.5 H |
| Main Desk Dimensions | 24" - 36" D x 60" W x 27.2" - 46.5 H |
| Return Desk Dimensions | 24" D x 24" W x 27.2" - 46.5 H |
| Overall Weight | 165 lbs |

PRODUCT INFORMATION

| | |
|----------------|---|
| Material | Steel |
| Certifications | ANSI / BIFMA, UL Greenguard Gold, TSCA Title IV, CARB 2, UL Listed |
| Warranty | 5 years on mechanical components, 2 years on electrical components, and 10 year warranty on laminate. |



[iRize Fluted Extended Corner Top Standing L-Desk, 60" x 60"](https://i5industries.com/product/irize-l-shaped-standing-desk-60-x-60/)

<https://i5industries.com/product/irize-l-shaped-standing-desk-60-x-60/>



Assembly Information

Assembly required.

Product Codes

IB6060.BLK.F.NG | IS6060.BLK.F.NG | IW6060.BLK.F.NG |
IB6060.ESP.F.NG | IS6060.ESP.F.NG | IW6060.ESP.F.NG |
IB6060.MAHO.F.NG | IS6060.MAHO.F.NG |
IW6060.MAHO.F.NG | IB6060.SG.F.NG | IS6060.SG.F.NG |
IW6060.SG.F.NG | IB6060.WHT.F.NG | IS6060.WHT.F.NG |
IW6060.WHT.F.NG | IB6060.WN.F.NG | IS6060.WN.F.NG |
IW6060.WN.F.NG

NOTES
