

2026 LIST PRICER

DESKING | TABLES | STORAGE | SEATING | ACCESSORIES



Effective Date | **January 2026** | Updated January 2026



Industries

ABOUT i5 INDUSTRIES

We're on a mission to provide high-quality, innovative office furniture solutions that enhance productivity and foster collaboration in the workplace. We are dedicated to delivering exceptional service and reliable products while promoting sustainability and supporting our communities. Through our commitment to excellence and integrity, we strive to create inspiring spaces where businesses and individuals can thrive. Quality products built right that will stand the tests of time are the pinnacle of our business. We will continue to be a driving force in everything that is yet to come and would love to welcome you into the i5 family.

PRICING

The list prices are effective as of **January 1, 2026** but are subject to change at any time. For most up to date pricing, please visit our website at **i5industries.com**.

QUICK SHIP

We warehouse our products in College Station, TX. As a dealer, you can access our real time stock lookup to see what product is currently in stock. All our items are quick ship unless they are out of stock, with no lead times and quick processing times of 24-48 hours.

i5 10 YEAR WARRANTY

The warranty period for purchases from i5 Industries is 10 years from the date of purchase for laminate, with specific warranty for Connect (5 years), and iRize (2 years electrical, 5 years on mechanical). All warranties are to the original purchaser from authorized dealers only. You should contact the authorized dealer from whom you purchased your product to file a warranty claim on your behalf. Warranties are not transferrable. Proof of purchase is required to process a claim. All warranties are limited to manufacturing and material defects that appear under everyday commercial use.

Full warranty information located in the resources section of this list pricer and on our website.

HOW TO ORDER

Authorized dealers of i5 Industries can purchase through our website by accessing their dealer portal. We also accept purchase orders sent to orders@i5industries.com. Dealers can pay by check, credit card (3% processing fee applies), or ACH. We offer special dealer payment terms subject to credit approval. The prices specified in this book are list prices that can be used to apply additional dealer discounts, which is calculated on our website.

HOW TO SPECIFY

Kai, Rayne, iRize Base, Connect Base, Fusion Base

Explanation: Fill in the finish only after the dot.

Prefix Dimensions **Finish**

Example: D3060P-1.**SG**

iRize, Connect, and Fusion Typicals

Explanation: There are two places to fill in, the base color and the laminate finish.

Prefix **Base** Dimensions **Finish** Edge Type Grommet

Example: **IB**3060.**SG**.F.G

Worksurfaces

Explanation: Worksurfaces only need the finish option filled out, but instead of being at the end of the code, it is followed by grain direction, edge type, and grommet.

Prefix Dimensions **Finish** Grain Direction Edge Type Grommet

Example: WS3060.**SG**.V.NF.G

ENVIRONMENTAL STATEMENT

We continue to evaluate and improve our products and processes to be as carbon-neutral as possible. From our packaging to how we source our laminate, we are constantly remaining vigilant to create safe, sustainable solutions. Because of this, we have attained product certifications that require us to test our products to maintain this level of scrutiny so that your products create environments that are as ecofriendly as possible.

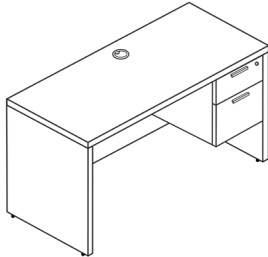


GSA / FEDERAL CONTRACT INFORMATION

Our objective is to contribute to the modernization initiatives through reliable, compliant, and sustainable office furniture. Products that are eligible for GSA are listed with a star ★ symbol. Contract items are currently limited to Kai laminate products, including both components and typicals. If you need additional assistance, contact jenniferg@i5industries.com. For our full capabilities statement visit: www.i5industries.com/gsa-contracts/

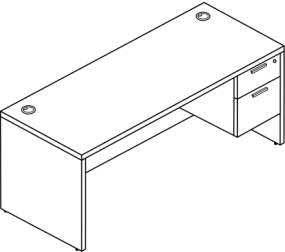
TABLE OF CONTENTS

Rectangular Desks	4	DESKING
Credenzas	12	
L-Shaped Desks	20	
U-Shaped Desks	38	
Reception	60	
Height Adjustable	66	
Metal Leg Desks	70	
Powered Conference Tables	84	TABLES
Rectangular Conference Tables	85	
Racetrack Conference Tables	86	
Round Conference Tables	87	
Multipurpose Tables	88	
Training Tables	92	
Bookcases	96	STORAGE
Pedestals	98	
Filing	100	
Storage Cabinets	106	
Hutches	108	
Task Chairs	118	SEATING
Conference Chairs	120	
Nesting Chairs	122	
Power Options	124	ACCESSORIES
Tackboards	127	
Panels	128	
Worksurfaces	130	
Desk + Credenza Shells	136	COMPONENTS
Bridges + Returns	144	
Under Desk Storage	146	
Hutch Parts	152	
Desk + Table Bases	160	
Desk + Table Tops	164	
Modesty Panels	170	
Parts	176	
Product Line Features + Finishes	178	RESOURCES
Statement of Line	190	
Freight + Transit Map	196	
Warranties	198	



Rectangular Desk
Single Suspended Pedestal

- Non-fluted edges.
- L-shaped pulls.
- Pedestal is reversible.
- Soft-close drawers.
- Rayne finishes.



Rectangular Desk
Single Suspended Pedestal

- Non-fluted edges.
- L-shaped pulls.
- Pedestal is reversible.
- Soft-close drawers.
- Rayne finishes.

Product Code: RN-D2448P-1			
Description	Qty	Model	List Price
Desk Shell - 23.75" D x 48.25" W x 29" H	1	RN-D2448	\$621
Box/File - 22" D x 15.5" W x 20" H	1	RN-BF24	\$482
Total Shipping Weight: 127 Cartons: 3		Total: \$1,003	

Product Code: RN-D3048P-1			
Description	Qty	Model	List Price
Desk Shell - 30.25" D x 48.25" W x 29" H	1	RN-D3048	\$580
Box/File - 22" D x 15.5" W x 20" H	1	RN-BF24	\$482
Total Shipping Weight: 142 Cartons: 3		Total: \$1,062	

Product Code: RN-D3060P-3			
Description	Qty	Model	List Price
Desk Shell - 30.25" D x 60.25" W x 29" H	1	RN-D3060	\$633
Box/File - 22" D x 15.5" W x 20" H	1	RN-BF24	\$482
Total Shipping Weight: 156 Cartons: 3		Total: \$1,115	

Product Code: RN-D3066P-3			
Description	Qty	Model	List Price
Desk Shell - 30.25" D x 66.25" W x 29" H	1	RN-D3066	\$661
Box/File - 22" D x 15.5" W x 20" H	1	RN-BF24	\$482
Total Shipping Weight: 163 Cartons: 3		Total: \$1,143	

Product Code: RN-D3071P-1			
Description	Qty	Model	List Price
Desk Shell - 30.25" D x 71" W x 29" H	1	RN-D3071	\$706
Box/File - 22" D x 15.5" W x 20" H	1	RN-BF24	\$482
Total Shipping Weight: 165 Cartons: 3		Total: \$1,188	

Product Code: RN-D3671P-3			
Description	Qty	Model	List Price
Desk Shell - 35.75" D x 71" W x 29" H	1	RN-D3671	\$852
Box/File - 22" D x 15.5" W x 20" H	1	RN-BF24	\$482
Total Shipping Weight: 187 Cartons: 3		Total: \$1,318	

Product Code: D2448P-1			
Description	Qty	Model	List Price
Desk Shell - 23.75" D x 48.25" W x 29" H	1	D2448	\$481
Box/File - 22" D x 15.5" W x 20" H	1	BF24	\$478
Total Shipping Weight: 122 Cartons: 3		Total: \$959	

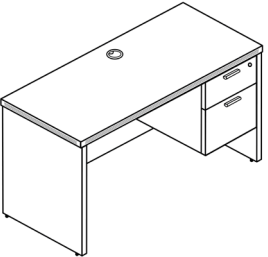
Product Code: D3048P-1			
Description	Qty	Model	List Price
Desk Shell - 30.25" D x 48.25" W x 29" H	1	D3048	\$535
Box/File - 22" D x 15.5" W x 20" H	1	BF24	\$478
Total Shipping Weight: 139 Cartons: 3		Total: \$1,013	

Product Code: D3060P-3			
Description	Qty	Model	List Price
Desk Shell - 30.25" D x 60.25" W x 29" H	1	D3060	\$592
Box/File - 22" D x 15.5" W x 20" H	1	BF24	\$478
Total Shipping Weight: 152 Cartons: 3		Total: \$1,070	

Product Code: D3066P-3			
Description	Qty	Model	List Price
Desk Shell - 30.25" D x 66.25" W x 29" H	1	D3066	\$612
Box/File - 22" D x 15.5" W x 20" H	1	BF24	\$478
Total Shipping Weight: 158 Cartons: 3		Total: \$1,090	

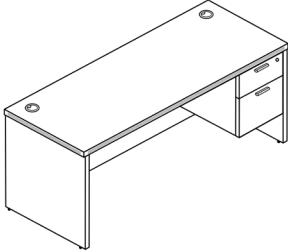
Product Code: D3071P-1			
Description	Qty	Model	List Price
Desk Shell - 30.25" D x 71" W x 29" H	1	D3071	\$706
Box/File - 22" D x 15.5" W x 20" H	1	BF24	\$478
Total Shipping Weight: 163 Cartons: 3		Total: \$1,184	

Product Code: D3671P-3			
Description	Qty	Model	List Price
Desk Shell - 35.75" D x 71" W x 29" H	1	D3671	\$820
Box/File - 22" D x 15.5" W x 20" H	1	BF24	\$478
Total Shipping Weight: 182 Cartons: 3		Total: \$1,298	



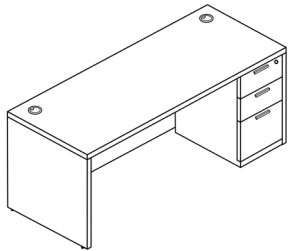
★ Rectangular Desk
Single Suspended Pedestal

- Fluted edges.
- Keyhole shaped pulls.
- Pedestal is reversible.
- Kai finishes.



★ Rectangular Desk
Single Suspended Pedestal

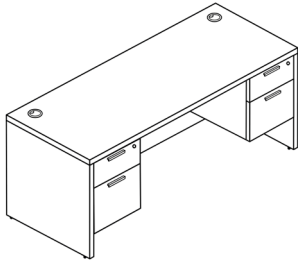
- Fluted edges.
- Keyhole shaped pulls.
- Pedestal is reversible.
- Kai finishes.



Rectangular Desk
Single Box/Box/File Pedestal

- Non-fluted edges.
- L-shaped pulls.
- Pedestal is reversible.
- Soft-close drawers.
- Modern kickplate.
- Rayne finishes.

Product Code: RN-D3060P-4			
Description	Qty	Model	List Price
Desk Shell - 30.25" D x 60.25" W x 29" H	1	RN-D3060	\$633
Box/Box/File - 22" D x 15.5" W x 28" H	1	RN-BBF24	\$662
Total Shipping Weight: 180 Cartons: 3		Total: \$1,295	

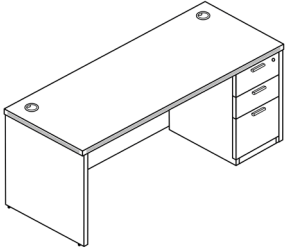


Rectangular Desk
Double Suspended Pedestals

- Non-fluted edges.
- L-shaped pulls.
- Soft-close drawers.
- Rayne finishes.

Product Code: RN-D3060P-1			
Description	Qty	Model	List Price
Desk Shell - 30.25" D x 60.25" W x 29" H	1	RN-D3060	\$633
Box/File - 22" D x 15.5" W x 20" H	2	RN-BF24	\$964
Total Shipping Weight: 204 Cartons: 4			Total: \$1,597
Product Code: RN-D3066P-1			
Description	Qty	Model	List Price
Desk Shell - 30.25" D x 66.25" W x 29" H	1	RN-D3066	\$661
Box/File - 22" D x 15.5" W x 20" H	2	RN-BF24	\$964
Total Shipping Weight: 211 Cartons: 4			Total: \$1,625
Product Code: RN-D3071P-2			
Description	Qty	Model	List Price
Desk Shell - 30.25" D x 71" W x 29" H	1	RN-D3071	\$706
Box/File - 22" D x 15.5" W x 20" H	2	RN-BF24	\$964
Total Shipping Weight: 213 Cartons: 4			Total: \$1,670
Product Code: RN-D3671P-1			
Description	Qty	Model	List Price
Desk Shell - 35.75" D x 71" W x 29" H	1	RN-D3671	\$852
Box/File - 22" D x 15.5" W x 20" H	2	RN-BF24	\$964
Total Shipping Weight: 235 Cartons: 4			Total: \$1,800

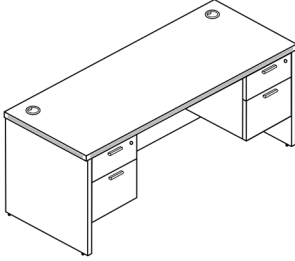
Product Code: D3060P-4			
Description	Qty	Model	List Price
Desk Shell - 30.25" D x 60.25" W x 29" H	1	D3060	\$592
Box/Box/File - 22" D x 15.5" W x 28" H	1	BBF24	\$478
Total Shipping Weight: 169 Cartons: 3		Total: \$1,242	



★ Rectangular Desk
Single Box/Box/File Pedestal

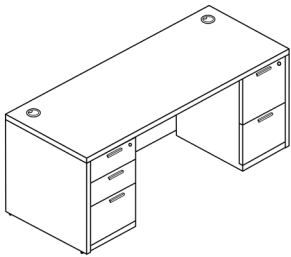
- Fluted edges.
- Keyhole shaped pulls.
- Pedestal is reversible.
- 2" kickplate.
- Kai finishes.

Product Code: D3060P-1			
Description	Qty	Model	List Price
Desk Shell - 30.25" D x 60.25" W x 29" H	1	D3060	\$592
Box/File - 22" D x 15.5" W x 20" H	2	BF24	\$956
Total Shipping Weight: 196 Cartons: 4			Total: \$1,548
Product Code: D3066P-1			
Description	Qty	Model	List Price
Desk Shell - 30.25" D x 66.25" W x 29" H	1	D3066	\$612
Box/File - 22" D x 15.5" W x 20" H	2	BF24	\$956
Total Shipping Weight: 202 Cartons: 4			Total: \$1,568
Product Code: D3071P-2			
Description	Qty	Model	List Price
Desk Shell - 30.25" D x 71" W x 29" H	1	D3071	\$706
Box/File - 22" D x 15.5" W x 20" H	2	BF24	\$956
Total Shipping Weight: 207 Cartons: 4			Total: \$1,662
Product Code: D3671P-1			
Description	Qty	Model	List Price
Desk Shell - 35.75" D x 71" W x 29" H	1	D3671	\$820
Box/File - 22" D x 15.5" W x 20" H	2	BF24	\$956
Total Shipping Weight: 226 Cartons: 4			Total: \$1,776



★ Rectangular Desk
Double Suspended Pedestals

- Fluted edges.
- Keyhole shaped pulls.
- Kai finishes.



Rectangular Desk

Double Full Pedestals

- Non-fluted edges.
- L-shaped pulls.
- Pedestals are reversible.
- Soft-close drawers.
- Modern kickplates.
- Rayne finishes.

Product Code: RN-D3060P-2			
Description	Qty	Model	List Price
Desk Shell - 30.25" D x 60.25" W x 29" H	1	RN-D3060	\$633
Box/Box/File - 22" D x 15.5" W x 28" H	1	RN-BBF24	\$662
File/File - 22" D x 15.5" W x 28" H	1	RN-FF24	\$628

Total Shipping Weight: 250 Cartons: 4 Total: \$1,923

Product Code: RN-D3066P-2			
Description	Qty	Model	List Price
Desk Shell - 30.25" D x 66.25" W x 29" H	1	RN-D3066	\$661
Box/Box/File - 22" D x 15.5" W x 28" H	1	RN-BBF24	\$662
File/File - 22" D x 15.5" W x 28" H	1	RN-FF24	\$628

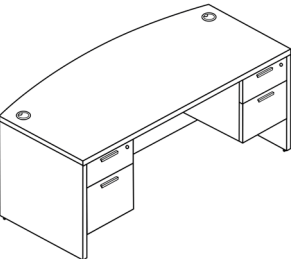
Total Shipping Weight: 257 Cartons: 4 Total: \$1,951

Product Code: RN-D3071P-3			
Description	Qty	Model	List Price
Desk Shell - 30.25" D x 71" W x 29" H	1	RN-D3071	\$706
Box/Box/File - 22" D x 15.5" W x 28" H	1	RN-BBF24	\$662
File/File - 22" D x 15.5" W x 28" H	1	RN-FF24	\$628

Total Shipping Weight: 259 Cartons: 4 Total: \$1,996

Product Code: RN-D3671P-2			
Description	Qty	Model	List Price
Desk Shell - 35.75" D x 71" W x 29" H	1	RN-D3671	\$852
Box/Box/File - 22" D x 15.5" W x 28" H	1	RN-BBF24	\$662
File/File - 22" D x 15.5" W x 28" H	1	RN-FF24	\$628

Total Shipping Weight: 281 Cartons: 4 Total: \$2,126



Bow Front Desk

Double Suspended Pedestals

- Non-fluted edges.
- L-shaped pulls.
- Soft-close drawers.
- Bow is 41" at the deepest point.
- Rayne finishes.

Product Code: RN-BD3671P-1			
Description	Qty	Model	List Price
Desk Shell - 36" - 41" D x 71" W x 29" H	1	RN-DB3671	\$852
Box/File - 22" D x 15.5" W x 20" H	2	RN-BF24	\$964

Total Shipping Weight: 242 Cartons: 4 Total: \$1,816

Product Code: D3060P-2			
Description	Qty	Model	List Price
Desk Shell - 30.25" D x 60.25" W x 29" H	1	D3060	\$592
Box/Box/File - 22" D x 15.5" W x 28" H	1	BBF24	\$650
File/File - 22" D x 15.5" W x 28" H	1	FF24	\$615

Total Shipping Weight: 231 Cartons: 4 Total: \$1,857

Product Code: D3066P-2			
Description	Qty	Model	List Price
Desk Shell - 30.25" D x 66.25" W x 29" H	1	D3066	\$612
Box/Box/File - 22" D x 15.5" W x 28" H	1	BBF24	\$650
File/File - 22" D x 15.5" W x 28" H	1	FF24	\$615

Total Shipping Weight: 237 Cartons: 4 Total: \$1,877

Product Code: D3071P-3			
Description	Qty	Model	List Price
Desk Shell - 30.25" D x 71" W x 29" H	1	D3071	\$706
Box/Box/File - 22" D x 15.5" W x 28" H	1	BBF24	\$650
File/File - 22" D x 15.5" W x 28" H	1	FF24	\$615

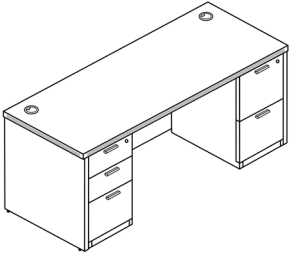
Total Shipping Weight: 242 Cartons: 4 Total: \$1,971

Product Code: D3671P-2			
Description	Qty	Model	List Price
Desk Shell - 35.75" D x 71" W x 29" H	1	D3671	\$820
Box/Box/File - 22" D x 15.5" W x 28" H	1	BBF24	\$650
File/File - 22" D x 15.5" W x 28" H	1	FF24	\$615

Total Shipping Weight: 261 Cartons: 4 Total: \$2,085

Product Code: BD3671P-1			
Description	Qty	Model	List Price
Desk Shell - 36" - 41" D x 71" W x 29" H	1	DB3671	\$844
Box/File - 22" D x 15.5" W x 20" H	2	BF24	\$956

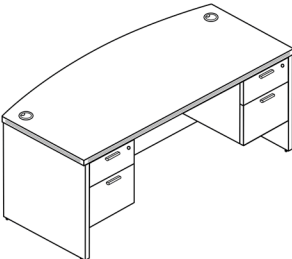
Total Shipping Weight: 229 Cartons: 4 Total: \$1,800



★ Rectangular Desk

Double Full Pedestals

- Fluted edges.
- Keyhole shaped pulls.
- Pedestals are reversible.
- 2" kickplates.
- Kai finishes.

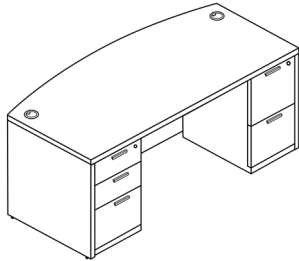


★ Bow Front Desk

Double Suspended Pedestals

- Fluted edges.
- Keyhole shaped pulls.
- Bow is 41" at the deepest point.
- Kai finishes.

Kai finishes: Espresso (.ESP), Mahogany (.MAHO), Matte White (.WHT), Samoa Gray (.SG), and Walnut (.WN).

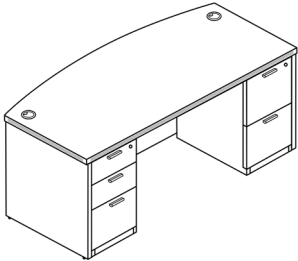


Bow Front Desk
Double Full Pedestals

- Non-fluted edges.
- L-shaped pulls.
- Pedestals are reversible.
- Soft-close drawers.
- Modern kickplates.
- Bow is 41” at the deepest point.
- Rayne finishes.

Product Code: RN-BD3671P-2			
Description	Qty	Model	List Price
Desk Shell - 36" - 41" D x 71" W x 29" H	1	RN-DB3671	\$852
Box/Box/File - 22" D x 15.5" W x 28" H	1	RN-BBF24	\$662
File/File - 22" D x 15.5" W x 28" H	1	RN-FF24	\$628
Total Shipping Weight: 288 Cartons: 4		Total: \$2,142	

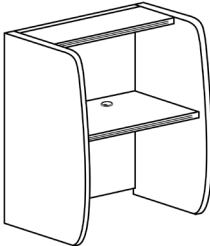
Product Code: BD3671P-2			
Description	Qty	Model	List Price
Desk Shell - 36" - 41" D x 71" W x 29" H	1	DB3671	\$844
Box/Box/File - 22" D x 15.5" W x 28" H	1	BBF24	\$650
File/File - 22" D x 15.5" W x 28" H	1	FF24	\$615
Total Shipping Weight: 258 Cartons: 4		Total: \$2,109	



★ **Bow Front Desk**
Double Full Pedestals

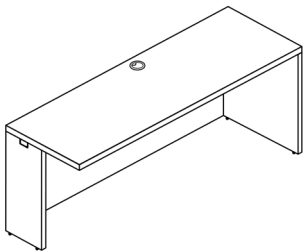
- Fluted edges.
- Keyhole shaped pulls.
- Pedestals are reversible.
- 2” kickplates.
- Bow is 41” at the deepest point.
- Kai finishes.

Product Code: SC3648			
Description	Weight	Cartons	List Price
Study Carrel - 27.5" D x 36" W x 48" H	109	1	\$759



★ **Study Carrel**

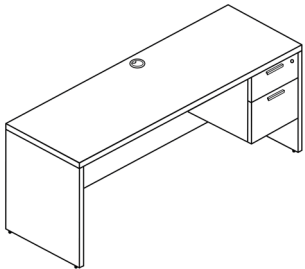
- Fluted edges on the desk and privacy top.
- Rounded end panels.
- Desk to floor distance is 29 inches.
- Kai finishes.



Credenza

Gable Leg

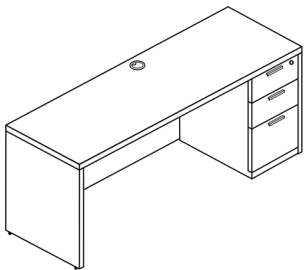
- Non-fluted edges.
- Can hold 1 pedestal.
- Rayne finishes.



Credenza

Single Suspended Pedestal

- Non-fluted edges.
- L-shaped pulls.
- Pedestal is reversible.
- Soft-close drawers.
- Rayne finishes.



Credenza

Box/Box/File Pedestal

- Non-fluted edges.
- L-shaped pulls.
- Pedestal is reversible.
- Soft-close drawers.
- Modern kickplate.
- Rayne finishes.

Product Code: RN-C2466P-GL			
Description	Qty	Model	List Price
Credenza - 23.75" D x 66.25" W x 29" H	1	C2466	\$595
Gable Leg - 23.75" D x 66.25" W x 29" H	1	GL2814	\$104

Total Shipping Weight: 106 Cartons: 3 Total: \$699

Product Code: RN-C2471P-GL			
Description	Qty	Model	List Price
Credenza - 23.75" D x 71" W x 29" H	1	C2471	\$613
Gable Leg - 23.75" D x 66.25" W x 29" H	1	GL2814	\$104

Total Shipping Weight: 115 Cartons: 3 Total: \$717

Product Code: RN-C2466P-1			
Description	Qty	Model	List Price
Credenza - 23.75" D x 66.25" W x 29" H	1	RN-C2466	\$595
Box/File - 22" D x 15.5" W x 20" H	1	RN-BF24	\$482

Total Shipping Weight: 144 Cartons: 3 Total: \$1,077

Product Code: RN-C2471P-1			
Description	Qty	Model	List Price
Credenza - 23.75" D x 71" W x 29" H	1	RN-C2471	\$613
Box/File - 22" D x 15.5" W x 20" H	1	RN-BF24	\$482

Total Shipping Weight: 153 Cartons: 3 Total: \$1,095

Product Code: RN-C2466P-2			
Description	Qty	Model	List Price
Credenza - 23.75" D x 66.25" W x 29" H	1	RN-C2466	\$595
Box/Box/File - 22" D x 15.5" W x 28" H	1	RN-BBF24	\$662

Total Shipping Weight: 168 Cartons: 3 Total: \$1,257

Product Code: RN-C2471P-2			
Description	Qty	Model	List Price
Credenza - 23.75" D x 71" W x 29" H	1	RN-C2471	\$613
Box/Box/File - 22" D x 15.5" W x 28" H	1	RN-BBF24	\$662

Total Shipping Weight: 177 Cartons: 3 Total: \$1,275

Product Code: C2466P-GL			
Description	Qty	Model	List Price
Credenza - 23.75" D x 66.25" W x 29" H	1	C2466	\$550
Gable Leg - 23.75" D x 66.25" W x 29" H	1	GL2814	\$104

Total Shipping Weight: 107 Cartons: 3 Total: \$654

Product Code: C2471P-GL			
Description	Qty	Model	List Price
Credenza - 23.75" D x 71" W x 29" H	1	C2471	\$565
Gable Leg - 23.75" D x 66.25" W x 29" H	1	GL2814	\$104

Total Shipping Weight: 112 Cartons: 3 Total: \$669

Product Code: C2466P-1			
Description	Qty	Model	List Price
Credenza - 23.75" D x 66.25" W x 29" H	1	C2466	\$550
Box/File - 22" D x 15.5" W x 20" H	1	BF24	\$478

Total Shipping Weight: 141 Cartons: 3 Total: \$1,028

Product Code: C2471P-1			
Description	Qty	Model	List Price
Credenza - 23.75" D x 71" W x 29" H	1	C2471	\$565
Box/File - 22" D x 15.5" W x 20" H	1	BF24	\$478

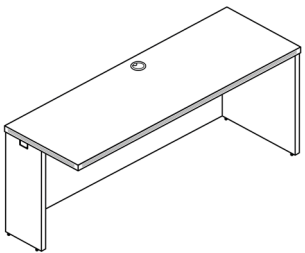
Total Shipping Weight: 146 Cartons: 3 Total: \$1,043

Product Code: C2466P-2			
Description	Qty	Model	List Price
Credenza - 23.75" D x 66.25" W x 29" H	1	C2466	\$550
Box/Box/File - 22" D x 15.5" W x 28" H	1	BBF24	\$650

Total Shipping Weight: 158 Cartons: 3 Total: \$1,200

Product Code: C2471P-2			
Description	Qty	Model	List Price
Credenza - 23.75" D x 71" W x 29" H	1	C2471	\$565
Box/Box/File - 22" D x 15.5" W x 28" H	1	BBF24	\$650

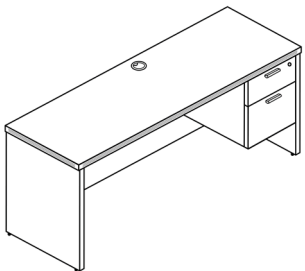
Total Shipping Weight: 163 Cartons: 3 Total: \$1,215



★ Credenza

Gable Leg

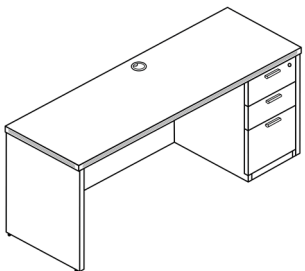
- Fluted edges.
- Can hold 1 pedestal.
- Kai finishes.



★ Credenza

Single Suspended Pedestal

- Fluted edges.
- Keyhole shaped pulls.
- Pedestal is reversible.
- Kai finishes.

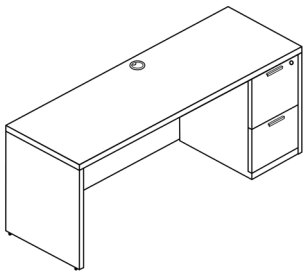


★ Credenza

Box/Box/File Pedestal

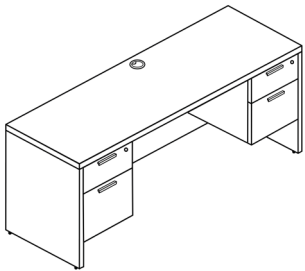
- Fluted edges.
- Keyhole shaped pulls.
- Pedestal is reversible.
- 2" kickplate.
- Kai finishes.

Kai finishes: Espresso (.ESP), Mahogany (.MAHO), Matte White (.WHT), Samoa Gray (.SG), and Walnut (.WN).



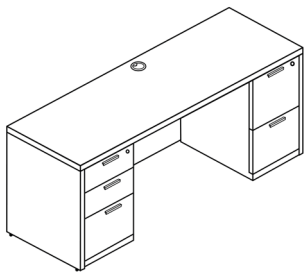
Credenza
File/File Pedestal

- Non-fluted edges.
- L-shaped pulls.
- Pedestal is reversible.
- Soft-close drawers.
- Modern kickplate.
- Rayne finishes.



Credenza
Double Suspended Pedestals

- Non-fluted edges.
- L-shaped pulls.
- Soft-close drawers.
- Rayne finishes.



Credenza
Double Full Pedestals

- Non-fluted edges.
- L-shaped pulls.
- Pedestals are reversible.
- Soft-close drawers.
- Modern kickplates.
- Rayne finishes.

Product Code: RN-C2466P-4			
Description	Qty	Model	List Price
Credenza - 23.75" D x 66.25" W x 29" H	1	RN-C2466	\$595
File/File - 22" D x 15.5" W x 28" H	1	RN-FF24	\$628
Total Shipping Weight: 166		Cartons: 3	Total: \$1,223

Product Code: RN-C2471P-7			
Description	Qty	Model	List Price
Credenza - 23.75" D x 71" W x 29" H	1	RN-C2471	\$613
File/File - 22" D x 15.5" W x 28" H	1	RN-FF24	\$628
Total Shipping Weight: 175		Cartons: 3	Total: \$1,241

Product Code: RN-C2466P-5			
Description	Qty	Model	List Price
Credenza - 23.75" D x 66.25" W x 29" H	1	RN-C2466	\$595
Box/File - 22" D x 15.5" W x 20" H	2	RN-BF24	\$964
Total Shipping Weight: 192		Cartons: 4	Total: \$1,559

Product Code: RN-C2471P-8			
Description	Qty	Model	List Price
Credenza - 23.75" D x 71" W x 29" H	1	RN-C2471	\$613
Box/File - 22" D x 15.5" W x 20" H	2	RN-BF24	\$964
Total Shipping Weight: 201		Cartons: 4	Total: \$1,577

Product Code: RN-C2466P-6			
Description	Qty	Model	List Price
Credenza - 23.75" D x 66.25" W x 29" H	1	RN-C2466	\$595
File/File - 22" D x 15.5" W x 28" H	1	RN-FF24	\$628
Box/Box/File - 22" D x 15.5" W x 28" H	1	RN-BBF24	\$662
Total Shipping Weight: 238		Cartons: 4	Total: \$1,885

Product Code: RN-C2471P-9			
Description	Qty	Model	List Price
Credenza - 23.75" D x 71" W x 29" H	1	RN-C2471	\$613
Box/Box/File - 22" D x 15.5" W x 28" H	1	RN-BBF24	\$662
File/File - 22" D x 15.5" W x 28" H	1	RN-FF24	\$628
Total Shipping Weight: 247		Cartons: 4	Total: \$1,903

Product Code: C2466P-4			
Description	Qty	Model	List Price
Credenza - 23.75" D x 66.25" W x 29" H	1	C2466	\$550
File/File - 22" D x 15.5" W x 28" H	1	FF24	\$615
Total Shipping Weight: 159		Cartons: 3	Total: \$1,165

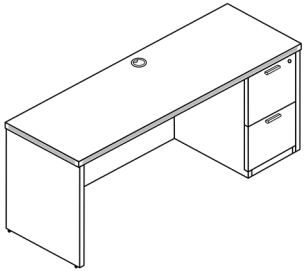
Product Code: C2471P-7			
Description	Qty	Model	List Price
Credenza - 23.75" D x 71" W x 29" H	1	C2471	\$565
File/File - 22" D x 15.5" W x 28" H	1	FF24	\$615
Total Shipping Weight: 164		Cartons: 3	Total: \$1,180

Product Code: C2466P-5			
Description	Qty	Model	List Price
Credenza - 23.75" D x 66.25" W x 29" H	1	C2466	\$550
Box/File - 22" D x 15.5" W x 20" H	2	BF24	\$956
Total Shipping Weight: 185		Cartons: 4	Total: \$1,506

Product Code: C2471P-8			
Description	Qty	Model	List Price
Credenza - 23.75" D x 71" W x 29" H	1	C2471	\$565
Box/File - 22" D x 15.5" W x 20" H	2	BF24	\$956
Total Shipping Weight: 190		Cartons: 4	Total: \$1,521

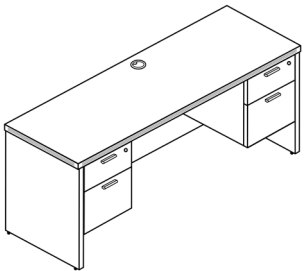
Product Code: C2466P-6			
Description	Qty	Model	List Price
Credenza - 23.75" D x 66.25" W x 29" H	1	C2466	\$550
File/File - 22" D x 15.5" W x 28" H	1	FF24	\$615
Box/Box/File - 22" D x 15.5" W x 28" H	1	BBF24	\$650
Total Shipping Weight: 220		Cartons: 4	Total: \$1,815

Product Code: C2471P-9			
Description	Qty	Model	List Price
Credenza - 23.75" D x 71" W x 29" H	1	C2471	\$565
Box/Box/File - 22" D x 15.5" W x 28" H	1	BBF24	\$615
File/File - 22" D x 15.5" W x 28" H	1	FF24	\$650
Total Shipping Weight: 225		Cartons: 4	Total: \$1,830



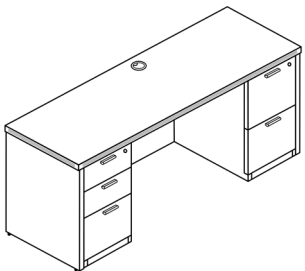
★ Credenza
File/File Pedestal

- Fluted edges.
- Pedestal is reversible.
- 2" kickplate.
- Kai finishes.



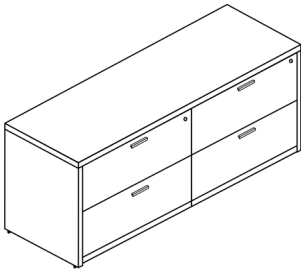
★ Credenza
Double Suspended Pedestals

- Fluted edges.
- Keyhole shaped pulls.
- Kai finishes.



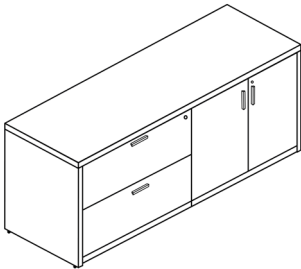
★ Credenza
Double Full Pedestals

- Fluted edges.
- Keyhole shaped pulls.
- Pedestals are reversible.
- 2" kickplates.
- Kai finishes.



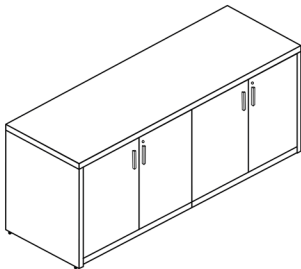
Common Top
Double Lateral File

- Common top.
- Non-fluted edges.
- L-shaped pulls.
- Left lock secures the left side, right lock secures the right side.
- Soft-close drawers.
- Modern kickplate.
- Rayne finishes.



Common Top
Storage Cabinet Lateral File

- Common top.
- Non-fluted edges.
- L-shaped pulls.
- Soft-close drawers & doors.
- Storage is reversible.
- Inner adjustable shelf.
- Modern kickplate.
- Rayne finishes.



Common Top
Double Storage Cabinets

- Common top.
- Non-fluted edges.
- L-shaped pulls.
- Soft-close doors.
- Inner adjustable shelves.
- Modern kickplates.
- Rayne finishes.

Product Code: RN-C2271P-4			
Description	Qty	Model	List Price
Common Top - 22.5" D x 71" W x 1" H	1	RN-CMTP2271	\$318
Lateral File - 22.5" D x 34.5" W x 29" H	2	RN-L36	\$2,556
Total Shipping Weight: 325 Cartons: 4		Total: \$2,874	

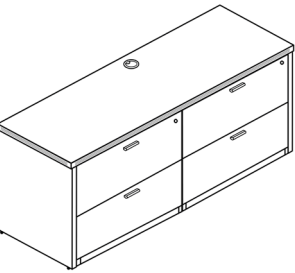
Product Code: RN-C2271P-5			
Description	Qty	Model	List Price
Common Top - 22.5" D x 71" W x 1" H	1	RN-CMTP2271	\$318
Lateral File - 22.5" D x 34.5" W x 29" H	1	RN-L36	\$1,278
Storage Cabinet - 22.5" D x 34.5" W x 29" H	1	RN-SC36	\$917
Total Shipping Weight: 298 Cartons: 4		Total: \$2,513	

Product Code: RN-C2271P-6			
Description	Qty	Model	List Price
Common Top - 22.5" D x 71" W x 1" H	1	RN-CMTP2271	\$318
Storage Cabinet - 22.5" D x 34.5" W x 29" H	2	RN-SC36	\$1,834
Total Shipping Weight: 271 Cartons: 4		Total: \$2,152	

Product Code: C2471P-4			
Description	Qty	Model	List Price
Credenza - 23.75" D x 71" W x 29" H	1	C2471	\$565
Lateral File - 22.5" D x 34.5" W x 29" H	2	L36	\$2,300
Total Shipping Weight: 348 Cartons: 4		Total: \$2,865	

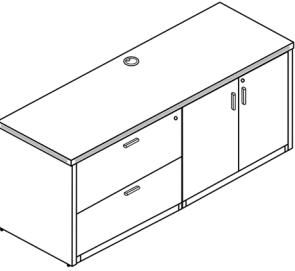
Product Code: C2471P-5			
Description	Qty	Model	List Price
Credenza - 23.75" D x 71" W x 29" H	1	C2471	\$565
Lateral File - 22.5" D x 34.5" W x 29" H	1	L36	\$1,150
Storage Cabinet - 22.5" D x 34.5" W x 29" H	1	SC36	\$842
Total Shipping Weight: 325 Cartons: 4		Total: \$2,557	

Product Code: C2471P-6			
Description	Qty	Model	List Price
Credenza - 23.75" D x 71" W x 29" H	1	C2471	\$565
Storage Cabinet - 22.5" D x 34.5" W x 29" H	2	SC36	\$1,684
Total Shipping Weight: 302 Cartons: 4		Total: \$2,249	



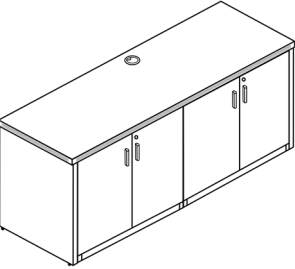
★ **Credenza**
Double Lateral File

- Fluted edges.
- Keyhole shaped pulls.
- Left lock secures the left side, right lock secures the right side.
- 2" kickplates.
- Kai finishes.



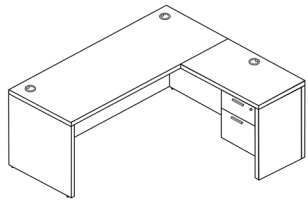
★ **Credenza**
Storage Cabinet Lateral File

- Fluted edges.
- Keyhole shaped pulls.
- Storage is reversible.
- Inner adjustable shelf.
- 2" kickplates.
- Kai finishes.



★ **Credenza**
Double Storage Cabinets

- Fluted edges.
- Keyhole shaped pulls.
- Inner adjustable shelves.
- 2" kickplates.
- Kai finishes.



L-Shaped Desk
Single Suspended Pedestal

- Non-fluted edges.
- Vertical grain on the return, horizontal grain on main desk.
- L-shaped pulls.
- Soft-close drawers.
- Pedestal is reversible.
- Return is reversible.
- 4 grommets.
- Rayne finishes.

Product Code: RN-D6072P-1			
Description	Qty	Model	List Price
Desk Shell - 30.25" D x 60.25" W x 29" H	1	RN-D3060	\$633
Return - 23.75" D x 42" W x 29" H	1	RN-R2442	\$441
Box/File - 22" D x 15.5" W x 20" H	1	RN-BF24	\$482

Total Shipping Weight: 222 Cartons: 5 Total: \$1,556

Product Code: RN-D6078P-1			
Description	Qty	Model	List Price
Desk Shell - 30.25" D x 60.25" W x 29" H	1	RN-D3060	\$633
Return - 23.75" D x 48" W x 29" H	1	RN-R2448	\$489
Box/File - 22" D x 15.5" W x 20" H	1	RN-BF24	\$482

Total Shipping Weight: 229 Cartons: 5 Total: \$1,604

Product Code: RN-D6672P-3			
Description	Qty	Model	List Price
Desk Shell - 30.25" D x 66.25" W x 29" H	1	RN-D3066	\$661
Return - 23.75" D x 42" W x 29" H	1	RN-R2442	\$441
Box/File - 22" D x 15.5" W x 20" H	1	RN-BF24	\$482

Total Shipping Weight: 229 Cartons: 5 Total: \$1,584

Product Code: RN-D6678P-1			
Description	Qty	Model	List Price
Desk Shell - 30.25" D x 66.25" W x 29" H	1	RN-D3066	\$661
Return - 23.75" D x 48" W x 29" H	1	RN-R2448	\$489
Box/File - 22" D x 15.5" W x 20" H	1	RN-BF24	\$482

Total Shipping Weight: 236 Cartons: 5 Total: \$1,632

Product Code: RN-D7172P-1			
Description	Qty	Model	List Price
Desk Shell - 30.25" D x 71" W x 29" H	1	RN-D3071	\$706
Return - 23.75" D x 42" W x 29" H	1	RN-R2442	\$441
Box/File - 22" D x 15.5" W x 20" H	1	RN-BF24	\$482

Total Shipping Weight: 231 Cartons: 5 Total: \$1,629

Product Code: RN-D7178P-1 (42" Return)			
Description	Qty	Model	List Price
Desk Shell - 35.75" D x 71" W x 29" H	1	RN-D3671	\$836
Return - 23.75" D x 42" W x 29" H	1	RN-R2442	\$441
Box/File - 22" D x 15.5" W x 20" H	1	RN-BF24	\$482

Total Shipping Weight: 253 Cartons: 5 Total: \$1,759

Product Code: D6072P-1			
Description	Qty	Model	List Price
Desk Shell - 30.25" D x 60.25" W x 29" H	1	D3060	\$592
Return - 23.75" D x 42" W x 29" H	1	R2442	\$437
Box/File - 22" D x 15.5" W x 20" H	1	BF24	\$478

Total Shipping Weight: 217 Cartons: 5 Total: \$1,507

Product Code: D6078P-1			
Description	Qty	Model	List Price
Desk Shell - 30.25" D x 60.25" W x 29" H	1	D3060	\$592
Return - 23.75" D x 48" W x 29" H	1	R2448	\$477
Box/File - 22" D x 15.5" W x 20" H	1	BF24	\$478

Total Shipping Weight: 226 Cartons: 5 Total: \$1,547

Product Code: D6672P-3			
Description	Qty	Model	List Price
Desk Shell - 30.25" D x 66.25" W x 29" H	1	D3066	\$612
Return - 23.75" D x 42" W x 29" H	1	R2442	\$437
Box/File - 22" D x 15.5" W x 20" H	1	BF24	\$478

Total Shipping Weight: 223 Cartons: 5 Total: \$1,527

Product Code: D6678P-1			
Description	Qty	Model	List Price
Desk Shell - 30.25" D x 66.25" W x 29" H	1	D3066	\$612
Return - 23.75" D x 48" W x 29" H	1	R2448	\$477
Box/File - 22" D x 15.5" W x 20" H	1	BF24	\$478

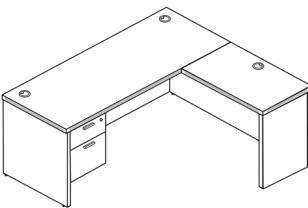
Total Shipping Weight: 232 Cartons: 5 Total: \$1,567

Product Code: D7172P-1			
Description	Qty	Model	List Price
Desk Shell - 30.25" D x 71" W x 29" H	1	D3071	\$706
Return - 23.75" D x 42" W x 29" H	1	R2442	\$437
Box/File - 22" D x 15.5" W x 20" H	1	BF24	\$478

Total Shipping Weight: 228 Cartons: 5 Total: \$1,621

Product Code: D7178P-1 (42" Return)			
Description	Qty	Model	List Price
Desk Shell - 35.75" D x 71" W x 29" H	1	D3671	\$820
Return - 23.75" D x 42" W x 29" H	1	R2442	\$437
Box/File - 22" D x 15.5" W x 20" H	1	BF24	\$478

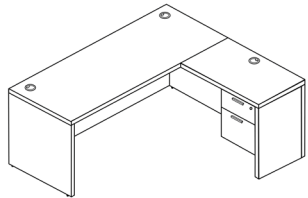
Total Shipping Weight: 247 Cartons: 5 Total: \$1,735



★ L-Shaped Desk
Single Suspended Pedestal

- Fluted edges.
- Vertical grain on return, horizontal grain on main desk.
- Keyhole shaped pulls.
- Pedestal is reversible.
- Return is reversible.
- 4 grommets.
- Kai finishes.

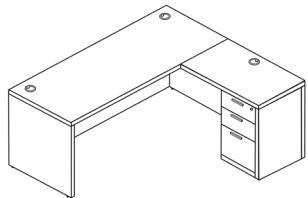
Kai finishes: Espresso (.ESP), Mahogany (.MAHO), Matte White (.WHT), Samoa Gray (.SG), and Walnut (.WN).



L-Shaped Desk

Single Suspended Pedestal

- Non-fluted edges.
- Vertical grain on the return, horizontal grain on main desk.
- L-shaped pulls.
- Soft-close drawers.
- Pedestal is reversible.
- Return is reversible.
- 4 grommets.
- Rayne finishes.



L-Shaped Desk

Single Full Pedestal

- Non-fluted edges.
- Vertical grain on the return, horizontal grain on main desk.
- L-shaped pulls.
- Soft-close drawers.
- Pedestal is reversible.
- Return is reversible.
- 4 grommets.
- Modern kickplate.
- Rayne finishes.

Product Code: RN-D7178P-2 (48" Return)			
Description	Qty	Model	List Price
Desk Shell - 30.25" D x 71" W x 29" H	1	RN-D3071	\$706
Return - 23.75" D x 48" W x 29" H	1	RN-R2448	\$489
Box/File - 22" D x 15.5" W x 20" H	1	RN-BF24	\$482

Total Shipping Weight: 238 Cartons: 5 Total: \$1,677

Product Code: RN-D7184P-1			
Description	Qty	Model	List Price
Desk Shell - 35.75" D x 71" W x 29" H	1	RN-D3671	\$836
Return - 23.75" D x 48" W x 29" H	1	RN-R2448	\$489
Box/File - 22" D x 15.5" W x 20" H	1	RN-BF24	\$482

Total Shipping Weight: 260 Cartons: 5 Total: \$1,807

Product Code: RN-D6072P-2			
Description	Qty	Model	List Price
Desk Shell - 30.25" D x 60.25" W x 29" H	1	RN-D3060	\$633
Return - 23.75" D x 42" W x 29" H	1	RN-R2442	\$441
Box/Box/File - 22" D x 15.5" W x 28" H	1	RN-BBF24	\$662

Total Shipping Weight: 246 Cartons: 5 Total: \$1,736

Product Code: RN-D6078P-2			
Description	Qty	Model	List Price
Desk Shell - 30.25" D x 60.25" W x 29" H	1	RN-D3060	\$633
Return - 23.75" D x 48" W x 29" H	1	RN-R2448	\$489
Box/Box/File - 22" D x 15.5" W x 28" H	1	RN-BBF24	\$662

Total Shipping Weight: 253 Cartons: 5 Total: \$1,784

Product Code: RN-D6672P-4			
Description	Qty	Model	List Price
Desk Shell - 30.25" D x 66.25" W x 29" H	1	RN-D3066	\$661
Return - 23.75" D x 42" W x 29" H	1	RN-R2442	\$441
Box/Box/File - 22" D x 15.5" W x 28" H	1	RN-BBF24	\$662

Total Shipping Weight: 253 Cartons: 5 Total: \$1,764

Product Code: RN-D6678P-2			
Description	Qty	Model	List Price
Desk Shell - 30.25" D x 66.25" W x 29" H	1	RN-D3066	\$661
Return - 23.75" D x 48" W x 29" H	1	RN-R2448	\$489
Box/Box/File - 22" D x 15.5" W x 28" H	1	RN-BBF24	\$662

Total Shipping Weight: 260 Cartons: 5 Total: \$1,812

Product Code: D7178P-2 (48" Return)			
Description	Qty	Model	List Price
Desk Shell - 30.25" D x 71" W x 29" H	1	D3071	\$706
Return - 23.75" D x 48" W x 29" H	1	R2448	\$477
Box/File - 22" D x 15.5" W x 20" H	1	BF24	\$478

Total Shipping Weight: 237 Cartons: 5 Total: \$1,661

Product Code: D7184P-1			
Description	Qty	Model	List Price
Desk Shell - 35.75" D x 71" W x 29" H	1	D3671	\$820
Return - 23.75" D x 48" W x 29" H	1	R2448	\$477
Box/File - 22" D x 15.5" W x 20" H	1	BF24	\$478

Total Shipping Weight: 256 Cartons: 5 Total: \$1,775

Product Code: D6072P-2			
Description	Qty	Model	List Price
Desk Shell - 30.25" D x 60.25" W x 29" H	1	D3060	\$592
Return - 23.75" D x 42" W x 29" H	1	R2442	\$437
Box/Box/File - 22" D x 15.5" W x 28" H	1	BBF24	\$650

Total Shipping Weight: 234 Cartons: 5 Total: \$1,679

Product Code: D6078P-2			
Description	Qty	Model	List Price
Desk Shell - 30.25" D x 60.25" W x 29" H	1	D3060	\$592
Return - 23.75" D x 48" W x 29" H	1	R2448	\$477
Box/Box/File - 22" D x 15.5" W x 28" H	1	BBF24	\$650

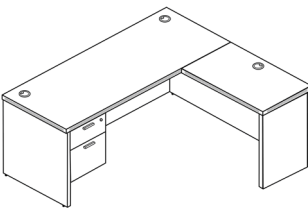
Total Shipping Weight: 243 Cartons: 5 Total: \$1,719

Product Code: D6672P-4			
Description	Qty	Model	List Price
Desk Shell - 30.25" D x 66.25" W x 29" H	1	D3066	\$612
Return - 23.75" D x 42" W x 29" H	1	R2442	\$437
Box/Box/File - 22" D x 15.5" W x 28" H	1	BBF24	\$650

Total Shipping Weight: 240 Cartons: 5 Total: \$1,699

Product Code: D6678P-2			
Description	Qty	Model	List Price
Desk Shell - 30.25" D x 66.25" W x 29" H	1	D3066	\$612
Return - 23.75" D x 48" W x 29" H	1	R2448	\$477
Box/Box/File - 22" D x 15.5" W x 28" H	1	BBF24	\$650

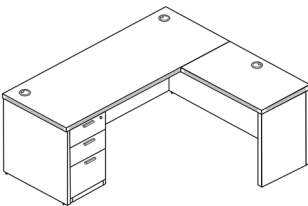
Total Shipping Weight: 249 Cartons: 5 Total: \$1,739



★ L-Shaped Desk

Single Suspended Pedestal

- Fluted edges.
- Vertical grain on return, horizontal grain on main desk.
- Keyhole shaped pulls.
- Pedestal is reversible.
- Return is reversible.
- 4 grommets.
- Kai finishes.

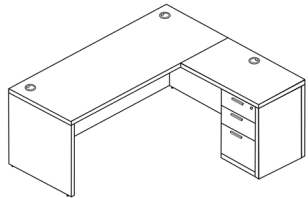


★ L-Shaped Desk

Single Full Pedestal

- Note:**
- Fluted edges.
 - Vertical grain on return, horizontal grain on main desk.
 - Keyhole shaped pulls.
 - Pedestal is reversible.
 - Return is reversible.
 - 4 grommets.
 - 2" kickplate.
 - Kai finishes.

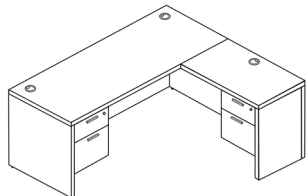
Kai finishes: Espresso (.ESP), Mahogany (.MAHO), Matte White (.WHT), Samoa Gray (.SG), and Walnut (.WN).



L-Shaped Desk

Single Full Pedestal

- Non-fluted edges.
- Vertical grain on the return, horizontal grain on main desk.
- L-shaped pulls.
- Soft-close drawers.
- Pedestal is reversible.
- Return is reversible.
- 4 grommets.
- Modern kickplate.
- Rayne finishes.



L-Shaped Desk

Double Suspended Pedestals

- Non-fluted edges.
- Vertical grain on the return, horizontal grain on main desk.
- L-shaped pulls.
- Soft-close drawers.
- Return is reversible.
- 4 grommets.
- Rayne finishes.

Product Code: RN-D7172P-2			
Description	Qty	Model	List Price
Desk Shell - 30.25" D x 71" W x 29" H	1	RN-D3071	\$706
Return - 23.75" D x 42" W x 29" H	1	RN-R2442	\$441
Box/Box/File - 22" D x 15.5" W x 28" H	1	RN-BBF24	\$662

Total Shipping Weight: 255 Cartons: 5 Total: \$1,809

Product Code: RN-D7178P-3 (42" Return)			
Description	Qty	Model	List Price
Desk Shell - 35.75" D x 71" W x 29" H	1	RN-D3671	\$836
Return - 23.75" D x 42" W x 29" H	1	RN-R2442	\$441
Box/Box/File - 22" D x 15.5" W x 28" H	1	RN-BBF24	\$662

Total Shipping Weight: 277 Cartons: 5 Total: \$1,939

Product Code: RN-D7178P-4 (48" Return)			
Description	Qty	Model	List Price
Desk Shell - 30.25" D x 71" W x 29" H	1	RN-D3071	\$706
Return - 23.75" D x 48" W x 29" H	1	RN-R2448	\$489
Box/Box/File - 22" D x 15.5" W x 28" H	1	RN-BBF24	\$662

Total Shipping Weight: 262 Cartons: 5 Total: \$1,857

Product Code: RN-D7184P-2			
Description	Qty	Model	List Price
Desk Shell - 35.75" D x 71" W x 29" H	1	RN-D3671	\$836
Return - 23.75" D x 48" W x 29" H	1	RN-R2448	\$489
Box/Box/File - 22" D x 15.5" W x 28" H	1	RN-BBF24	\$662

Total Shipping Weight: 284 Cartons: 5 Total: \$1,987

Product Code: RN-D6672P-1			
Description	Qty	Model	List Price
Desk Shell - 30.25" D x 66.25" W x 29" H	1	RN-D3066	\$661
Return - 23.75" D x 42" W x 29" H	1	RN-R2442	\$441
Box/File - 22" D x 15.5" W x 20" H	2	RN-BF24	\$964

Total Shipping Weight: 277 Cartons: 6 Total: \$2,066

Product Code: RN-D6678P-3			
Description	Qty	Model	List Price
Desk Shell - 30.25" D x 66.25" W x 29" H	1	RN-D3066	\$661
Return - 23.75" D x 48" W x 29" H	1	RN-R2448	\$489
Box/File - 22" D x 15.5" W x 20" H	2	RN-BF24	\$964

Total Shipping Weight: 284 Cartons: 6 Total: \$2,114

Product Code: D7172P-2			
Description	Qty	Model	List Price
Desk Shell - 30.25" D x 71" W x 29" H	1	D3071	\$706
Return - 23.75" D x 42" W x 29" H	1	R2442	\$437
Box/Box/File - 22" D x 15.5" W x 28" H	1	BBF24	\$650

Total Shipping Weight: 245 Cartons: 5 Total: \$1,793

Product Code: D7178P-3 (42" Return)			
Description	Qty	Model	List Price
Desk Shell - 35.75" D x 71" W x 29" H	1	D3671	\$820
Return - 23.75" D x 42" W x 29" H	1	R2442	\$437
Box/Box/File - 22" D x 15.5" W x 28" H	1	BBF24	\$650

Total Shipping Weight: 264 Cartons: 5 Total: \$1,907

Product Code: D7178P-4 (48" Return)			
Description	Qty	Model	List Price
Desk Shell - 30.25" D x 71" W x 29" H	1	D3071	\$706
Return - 23.75" D x 48" W x 29" H	1	R2448	\$477
Box/Box/File - 22" D x 15.5" W x 28" H	1	BBF24	\$650

Total Shipping Weight: 254 Cartons: 5 Total: \$1,833

Product Code: D7184P-2			
Description	Qty	Model	List Price
Desk Shell - 35.75" D x 71" W x 29" H	1	D3671	\$820
Return - 23.75" D x 48" W x 29" H	1	R2448	\$477
Box/Box/File - 22" D x 15.5" W x 28" H	1	BBF24	\$650

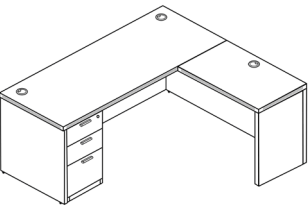
Total Shipping Weight: 273 Cartons: 5 Total: \$1,947

Product Code: D6672P-1			
Description	Qty	Model	List Price
Desk Shell - 30.25" D x 66.25" W x 29" H	1	D3066	\$612
Return - 23.75" D x 42" W x 29" H	1	R2442	\$437
Box/File - 22" D x 15.5" W x 20" H	2	BF24	\$956

Total Shipping Weight: 267 Cartons: 6 Total: \$2,005

Product Code: D6678P-3			
Description	Qty	Model	List Price
Desk Shell - 30.25" D x 66.25" W x 29" H	1	D3066	\$612
Return - 23.75" D x 48" W x 29" H	1	R2448	\$477
Box/File - 22" D x 15.5" W x 20" H	2	BF24	\$956

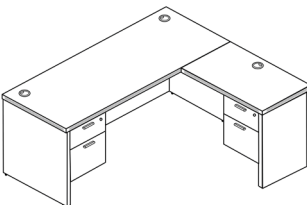
Total Shipping Weight: 276 Cartons: 6 Total: \$2,045



★ L-Shaped Desk

Single Full Pedestal

- Note:**
- Fluted edges.
 - Vertical grain on return, horizontal grain on main desk.
 - Keyhole shaped pulls.
 - Pedestal is reversible.
 - Return is reversible.
 - 4 grommets.
 - 2" kickplate.
 - Kai finishes.

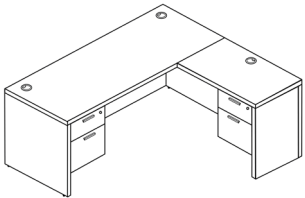


L-Shaped Desk

Double Suspended Pedestals

- Fluted edges.
- Vertical grain on return, horizontal grain on main desk.
- Keyhole shaped pulls.
- Return is reversible.
- 4 grommets.
- Kai finishes.

Kai finishes: Espresso (.ESP), Mahogany (.MAHO), Matte White (.WHT), Samoa Gray (.SG), and Walnut (.WN).



L-Shaped Desk

Double Suspended Pedestals

- Non-fluted edges.
- Vertical grain on the return, horizontal grain on main desk.
- L-shaped pulls.
- Soft-close drawers.
- Return is reversible.
- 4 grommets.
- Rayne finishes.

Product Code: RN-D7172P-3			
Description	Qty	Model	List Price
Desk Shell - 30.25" D x 71" W x 29" H	1	RN-D3071	\$706
Return - 23.75" D x 42" W x 29" H	1	RN-R2442	\$441
Box/File - 22" D x 15.5" W x 20" H	2	RN-BF24	\$964

Total Shipping Weight: 279 Cartons: 6 Total: \$2,111

Product Code: RN-D7178P-5 (42" Return)			
Description	Qty	Model	List Price
Desk Shell - 35.75" D x 71" W x 29" H	1	RN-D3671	\$836
Return - 23.75" D x 42" W x 29" H	1	RN-R2442	\$441
Box/File - 22" D x 15.5" W x 20" H	2	RN-BF24	\$964

Total Shipping Weight: 301 Cartons: 6 Total: \$2,241

Product Code: RN-D7178P-6 (48" Return)			
Description	Qty	Model	List Price
Desk Shell - 30.25" D x 71" W x 29" H	1	RN-D3071	\$706
Return - 23.75" D x 48" W x 29" H	1	RN-R2448	\$489
Box/File - 22" D x 15.5" W x 20" H	2	RN-BF24	\$964

Total Shipping Weight: 286 Cartons: 6 Total: \$2,159

Product Code: RN-D7184P-3			
Description	Qty	Model	List Price
Desk Shell - 35.75" D x 71" W x 29" H	1	RN-D3671	\$836
Return - 23.75" D x 48" W x 29" H	1	RN-R2448	\$489
Box/File - 22" D x 15.5" W x 20" H	2	RN-BF24	\$964

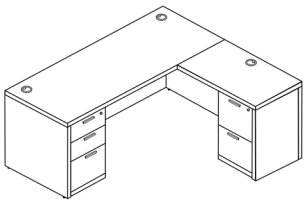
Total Shipping Weight: 308 Cartons: 6 Total: \$2,289

Product Code: RN-D6672P-2			
Description	Qty	Model	List Price
Desk Shell - 30.25" D x 66.25" W x 29" H	1	RN-D3066	\$661
Return - 23.75" D x 42" W x 29" H	1	RN-R2442	\$441
Box/Box/File - 22" D x 15.5" W x 28" H	1	RN-BBF24	\$662
File/File - 22" D x 15.5" W x 28" H	1	RN-FF24	\$628

Total Shipping Weight: 323 Cartons: 6 Total: \$2,392

Product Code: RN-D6678P-4			
Description	Qty	Model	List Price
Desk Shell - 30.25" D x 66.25" W x 29" H	1	RN-D3066	\$661
Return - 23.75" D x 48" W x 29" H	1	RN-R2448	\$489
Box/Box/File - 22" D x 15.5" W x 28" H	1	RN-BBF24	\$662
File/File - 22" D x 15.5" W x 28" H	1	RN-FF24	\$628

Total Shipping Weight: 330 Cartons: 6 Total: \$2,440



L-Shaped Desk

Double Full Pedestals

- Non-fluted edges.
- Vertical grain on the return, horizontal grain on main desk.
- L-shaped pulls.
- Soft-close drawers.
- Return is reversible.
- Pedestals are reversiblr.
- 4 grommets.
- Modern kickplates.
- Rayne finishes.

Product Code: D7172P-3			
Description	Qty	Model	List Price
Desk Shell - 30.25" D x 71" W x 29" H	1	D3071	\$706
Return - 23.75" D x 42" W x 29" H	1	R2442	\$437
Box/File - 22" D x 15.5" W x 20" H	2	BF24	\$956

Total Shipping Weight: 272 Cartons: 6 Total: \$2,099

Product Code: D7178P-5 (42" Return)			
Description	Qty	Model	List Price
Desk Shell - 35.75" D x 71" W x 29" H	1	D3671	\$820
Return - 23.75" D x 42" W x 29" H	1	R2442	\$437
Box/File - 22" D x 15.5" W x 20" H	2	BF24	\$956

Total Shipping Weight: 291 Cartons: 6 Total: \$2,213

Product Code: D7178P-6 (48" Return)			
Description	Qty	Model	List Price
Desk Shell - 30.25" D x 71" W x 29" H	1	D3071	\$706
Return - 23.75" D x 48" W x 29" H	1	R2448	\$477
Box/File - 22" D x 15.5" W x 20" H	2	BF24	\$956

Total Shipping Weight: 281 Cartons: 6 Total: \$2,139

Product Code: D7184P-3			
Description	Qty	Model	List Price
Desk Shell - 35.75" D x 71" W x 29" H	1	D3671	\$820
Return - 23.75" D x 48" W x 29" H	1	R2448	\$477
Box/File - 22" D x 15.5" W x 20" H	2	BF24	\$956

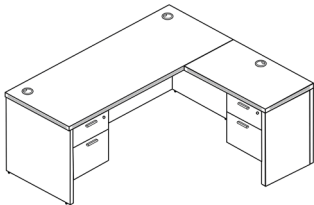
Total Shipping Weight: 300 Cartons: 6 Total: \$2,253

Product Code: D6672P-2			
Description	Qty	Model	List Price
Desk Shell - 30.25" D x 66.25" W x 29" H	1	D3066	\$612
Return - 23.75" D x 42" W x 29" H	1	R2442	\$437
Box/Box/File - 22" D x 15.5" W x 28" H	1	BBF24	\$650
File/File - 22" D x 15.5" W x 28" H	1	FF24	\$615

Total Shipping Weight: 302 Cartons: 6 Total: \$2,314

Product Code: D6678P-4			
Description	Qty	Model	List Price
Desk Shell - 30.25" D x 66.25" W x 29" H	1	D3066	\$612
Return - 23.75" D x 48" W x 29" H	1	R2448	\$477
Box/Box/File - 22" D x 15.5" W x 28" H	1	BBF24	\$650
File/File - 22" D x 15.5" W x 28" H	1	FF24	\$615

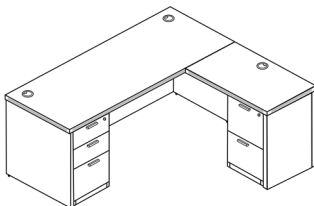
Total Shipping Weight: 311 Cartons: 6 Total: \$2,354



★ L-Shaped Desk

Double Suspended Pedestals

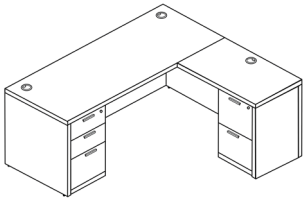
- Fluted edges.
- Vertical grain on return, horizontal grain on main desk.
- Keyhole shaped pulls.
- Return is reversible.
- 4 grommets.
- Kai finishes.



★ L-Shaped Desk

Double Full Pedestals

- Fluted edges.
- Vertical grain on return, horizontal grain on main desk.
- Keyhole shaped pulls.
- Return is reversible.
- Pedestals are reversible.
- 4 grommets.
- 2" kickplates.
- Kai finishes.



L-Shaped Desk
Double Full Pedestals

- Non-fluted edges.
- Vertical grain on the return, horizontal grain on main desk.
- L-shaped pulls.
- Soft-close drawers.
- Return is reversible.
- Pedestals are reverisble.
- 4 grommets.
- Modern kickplates.
- Rayne finishes.

Product Code: RN-D7172P-4			
Description	Qty	Model	List Price
Desk Shell - 30.25" D x 71" W x 29" H	1	RN-D3071	\$706
Return - 23.75" D x 42" W x 29" H	1	RN-R2442	\$441
Box/Box/File - 22" D x 15.5" W x 28" H	1	RN-BBF24	\$662
File/File - 22" D x 15.5" W x 28" H	1	RN-FF24	\$628

Total Shipping Weight: 325	Cartons: 6	Total: \$2,437
----------------------------	------------	----------------

Product Code: RN-D7178P-7 (42" Return)			
Description	Qty	Model	List Price
Desk Shell - 35.75" D x 71" W x 29" H	1	RN-D3671	\$836
Return - 23.75" D x 42" W x 29" H	1	RN-R2442	\$441
Box/Box/File - 22" D x 15.5" W x 28" H	1	RN-BBF24	\$662
File/File - 22" D x 15.5" W x 28" H	1	RN-FF24	\$628

Total Shipping Weight: 347	Cartons: 6	Total: \$2,567
----------------------------	------------	----------------

Product Code: RN-D7178P-8 (48" Return)			
Description	Qty	Model	List Price
Desk Shell - 30.25" D x 71" W x 29" H	1	RN-D3071	\$706
Return - 23.75" D x 48" W x 29" H	1	RN-R2448	\$489
Box/Box/File - 22" D x 15.5" W x 28" H	1	RN-BBF24	\$662
File/File - 22" D x 15.5" W x 28" H	1	RN-FF24	\$628

Total Shipping Weight: 332	Cartons: 6	Total: \$2,485
----------------------------	------------	----------------

Product Code: RN-D7184P-4			
Description	Qty	Model	List Price
Desk Shell - 35.75" D x 71" W x 29" H	1	RN-D3671	\$836
Return - 23.75" D x 48" W x 29" H	1	RN-R2448	\$489
Box/Box/File - 22" D x 15.5" W x 28" H	1	RN-BBF24	\$662
File/File - 22" D x 15.5" W x 28" H	1	RN-FF24	\$628

Total Shipping Weight: 354	Cartons: 6	Total: \$2,615
----------------------------	------------	----------------

Product Code: D7172P-4			
Description	Qty	Model	List Price
Desk Shell - 30.25" D x 71" W x 29" H	1	D3071	\$706
Return - 23.75" D x 42" W x 29" H	1	R2442	\$437
Box/Box/File - 22" D x 15.5" W x 28" H	1	BBF24	\$650
File/File - 22" D x 15.5" W x 28" H	1	FF24	\$615

Total Shipping Weight: 307	Cartons: 6	Total: \$2,408
----------------------------	------------	----------------

Product Code: D7178P-7 (42" Return)			
Description	Qty	Model	List Price
Desk Shell - 35.75" D x 71" W x 29" H	1	D3671	\$820
Return - 23.75" D x 42" W x 29" H	1	R2442	\$437
Box/Box/File - 22" D x 15.5" W x 28" H	1	BBF24	\$650
File/File - 22" D x 15.5" W x 28" H	1	FF24	\$615

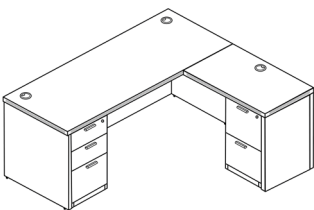
Total Shipping Weight: 326	Cartons: 6	Total: \$2,522
----------------------------	------------	----------------

Product Code: D7178P-8 (48" Return)			
Description	Qty	Model	List Price
Desk Shell - 30.25" D x 71" W x 29" H	1	D3071	\$706
Return - 23.75" D x 48" W x 29" H	1	R2448	\$477
Box/Box/File - 22" D x 15.5" W x 28" H	1	BBF24	\$650
File/File - 22" D x 15.5" W x 28" H	1	FF24	\$615

Total Shipping Weight: 316	Cartons: 6	Total: \$2,448
----------------------------	------------	----------------

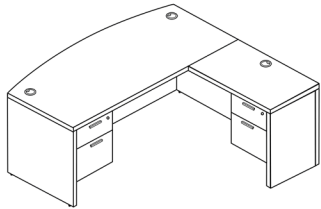
Product Code: D7184P-4			
Description	Qty	Model	List Price
Desk Shell - 35.75" D x 71" W x 29" H	1	D3671	\$820
Return - 23.75" D x 48" W x 29" H	1	R2448	\$477
Box/Box/File - 22" D x 15.5" W x 28" H	1	BBF24	\$650
File/File - 22" D x 15.5" W x 28" H	1	FF24	\$615

Total Shipping Weight: 335	Cartons: 6	Total: \$2,562
----------------------------	------------	----------------



★ L-Shaped Desk
Double Full Pedestals

- Fluted edges.
- Vertical grain on return, horizontal grain on main desk.
- Keyhole shaped pulls.
- Return is reversible.
- Pedestals are reversible.
- 4 grommets.
- 2" kickplates.
- Kai finishes.

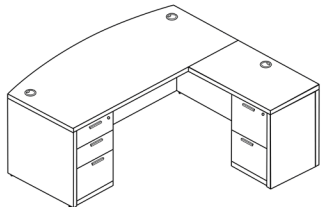


L-Shaped
Bow Front Desk
Double Suspended Pedestals

- Non-fluted edges.
- Bow is 41” at the deepest point.
- Vertical grain on the return, horizontal grain on main desk.
- L-shaped pulls.
- Soft-close drawers.
- Return is reversible.
- 4 grommets.
- Modern kickplates.
- Rayne finishes.

Product Code: RN-BD7178P-1			
Description	Qty	Model	List Price
Desk Shell - 35.75" D x 71" W x 29" H	1	RN-DB3671	\$852
Return - 23.75" D x 42" W x 29" H	1	RN-R2442	\$441
Box/File - 22" D x 15.5" W x 20" H	2	RN-BF24	\$964
Total Shipping Weight: 308		Cartons: 6	Total: \$2,257

Product Code: RN-BD7184P-1			
Description	Qty	Model	List Price
Desk Shell - 35.75" D x 71" W x 29" H	1	RN-DB3671	\$852
Return - 23.75" D x 48" W x 29" H	1	RN-R2448	\$489
Box/File - 22" D x 15.5" W x 20" H	2	RN-BF24	\$964
Total Shipping Weight: 315		Cartons: 6	Total: \$2,305



L-Shaped
Bow Front Desk
Double Full Pedestals

- Non-fluted edges.
- Bow is 41” at the deepest point.
- Vertical grain on the return, horizontal grain on main desk.
- L-shaped pulls.
- Soft-close drawers.
- Return is reversible.
- 4 grommets.
- Modern kickplates.
- Rayne finishes.

Product Code: RN-BD7178P-2			
Description	Qty	Model	List Price
Desk Shell - 35.75" D x 71" W x 29" H	1	RN-DB3671	\$852
Return - 23.75" D x 42" W x 29" H	1	RN-R2442	\$441
Box/Box/File - 22" D x 15.5" W x 28" H	1	RN-BBF24	\$662
File/File - 22" D x 15.5" W x 28" H	1	RN-FF24	\$628
Total Shipping Weight: 354		Cartons: 6	Total: \$2,583

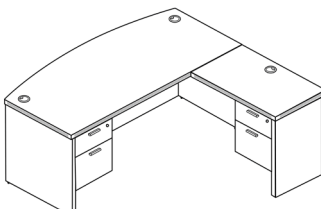
Product Code: RN-BD7184P-2			
Description	Qty	Model	List Price
Desk Shell - 35.75" D x 71" W x 29" H	1	RN-DB3671	\$852
Return - 23.75" D x 48" W x 29" H	1	RN-R2448	\$489
Box/Box/File - 22" D x 15.5" W x 28" H	1	RN-BBF24	\$662
File/File - 22" D x 15.5" W x 28" H	1	RN-FF24	\$628
Total Shipping Weight: 361		Cartons: 6	Total: \$2,631

Product Code: BD7178P-1			
Description	Qty	Model	List Price
Desk Shell - 35.75" D x 71" W x 29" H	1	DB3671	\$844
Return - 23.75" D x 42" W x 29" H	1	R2442	\$437
Box/File - 22" D x 15.5" W x 20" H	2	BF24	\$956
Total Shipping Weight: 294		Cartons: 6	Total: \$2,237

Product Code: BD7184P-1			
Description	Qty	Model	List Price
Desk Shell - 35.75" D x 71" W x 29" H	1	DB3671	\$844
Return - 23.75" D x 48" W x 29" H	1	R2448	\$477
Box/File - 22" D x 15.5" W x 20" H	2	BF24	\$956
Total Shipping Weight: 303		Cartons: 6	Total: \$2,277

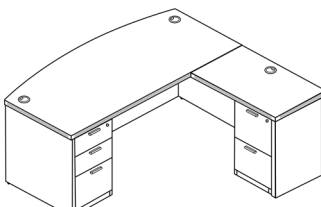
Product Code: BD7178P-2			
Description	Qty	Model	List Price
Desk Shell - 35.75" D x 71" W x 29" H	1	DB3671	\$844
Return - 23.75" D x 42" W x 29" H	1	R2442	\$437
Box/Box/File - 22" D x 15.5" W x 28" H	1	BBF24	\$650
File/File - 22" D x 15.5" W x 28" H	1	FF24	\$615
Total Shipping Weight: 329		Cartons: 6	Total: \$2,546

Product Code: BD7184P-2			
Description	Qty	Model	List Price
Desk Shell - 35.75" D x 71" W x 29" H	1	DB3671	\$844
Return - 23.75" D x 48" W x 29" H	1	R2448	\$477
Box/Box/File - 22" D x 15.5" W x 28" H	1	BBF24	\$650
File/File - 22" D x 15.5" W x 28" H	1	FF24	\$615
Total Shipping Weight: 338		Cartons: 6	Total: \$2,586



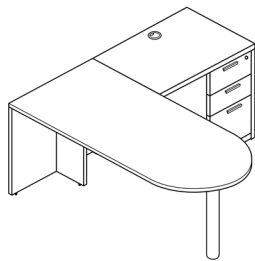
★ L-Shaped
Bow Front Desk
Double Suspended Pedestals

- Fluted edges.
- Bow is 41” at the deepest point.
- Vertical grain on return, horizontal grain on main desk.
- Keyhole shaped pulls.
- Return is reversible.
- Pedestals are reversible.
- 4 grommets.
- 2” kickplates.
- Kai finishes.



★ L-Shaped
Bow Front Desk
Double Full Pedestals

- Fluted edges.
- Bow is 41” at the deepest point.
- Vertical grain on return, horizontal grain on main desk.
- Keyhole shaped pulls.
- Return is reversible.
- Pedestals are reversible.
- 4 grommets.
- 2” kickplates.
- Kai finishes.



L-Shaped D-Top Desk
Box/Box/File Pedestal

- Non-fluted edges
- Costal Dune is a black metal post leg.
- Harbor Elm is a silver metal post leg.
- Metal post is 3" diameter.
- L-shaped pulls.
- Soft-close drawers.
- Return is reversible.
- 2 grommets.
- Modern kickplate.
- Rayne finishes.

Product Code: RN-LDD7172P-3			
Description	Qty	Model	List Price
Desk Shell - 30.25" D x 71" W x 29" H	1	RN-DT3071	\$577
Return - 23.75" D x 42" W x 29" H	1	RN-R2442	\$441
Box/Box/File - 22" D x 15.5" W x 28" H	1	RN-BBF24	\$662

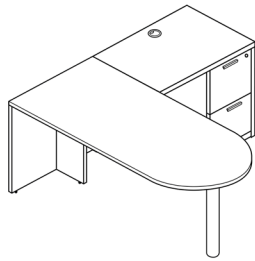
Total Shipping Weight: 215 Cartons: 5 Total: \$1,680

Product Code: RN-LDD7178P-5			
Description	Qty	Model	List Price
Desk Shell - 35.75" D x 71" W x 29" H	1	RN-DT3671	\$605
Return - 23.75" D x 42" W x 29" H	1	RN-R2442	\$441
Box/Box/File - 22" D x 15.5" W x 28" H	1	RN-BBF24	\$662

Total Shipping Weight: 229 Cartons: 5 Total: \$1,708

Product Code: RN-LDD7184P-3			
Description	Qty	Model	List Price
Desk Shell - 35.75" D x 71" W x 29" H	1	RN-DT3671	\$605
Return - 23.75" D x 48" W x 29" H	1	RN-R2448	\$489
Box/Box/File - 22" D x 15.5" W x 28" H	1	RN-BBF24	\$662

Total Shipping Weight: 236 Cartons: 5 Total: \$1,756



L-Shaped D-Top Desk
File/File Pedestal

- Non-fluted edges
- Costal Dune is a black metal post leg.
- Harbor Elm is a silver metal post leg.
- Metal post is 3" diameter.
- L-shaped pulls.
- Soft-close drawers.
- Return is reversible.
- 2 grommets.
- Modern kickplate.
- Rayne finishes.

Product Code: RN-LDD7172P-4			
Description	Qty	Model	List Price
Desk Shell - 30.25" D x 71" W x 29" H	1	RN-DT3071	\$577
Return - 23.75" D x 42" W x 29" H	1	RN-R2442	\$441
File/File - 22" D x 15.5" W x 28" H	1	RN-FF24	\$628

Total Shipping Weight: 213 Cartons: 5 Total: \$1,646

Product Code: RN-LDD7178P-6			
Description	Qty	Model	List Price
Desk Shell - 35.75" D x 71" W x 29" H	1	RN-DT3671	\$605
Return - 23.75" D x 42" W x 29" H	1	RN-R2442	\$441
File/File - 22" D x 15.5" W x 28" H	1	RN-FF24	\$628

Total Shipping Weight: 227 Cartons: 5 Total: \$1,674

Product Code: RN-LDD7184P-4			
Description	Qty	Model	List Price
Desk Shell - 35.75" D x 71" W x 29" H	1	RN-DT3671	\$605
Return - 23.75" D x 48" W x 29" H	1	RN-R2448	\$489
File/File - 22" D x 15.5" W x 28" H	1	RN-FF24	\$628

Total Shipping Weight: 234 Cartons: 5 Total: \$1,722

Product Code: LDD7172P-3			
Description	Qty	Model	List Price
Desk Shell - 30.25" D x 71" W x 29" H	1	DT3071	\$508
Return - 23.75" D x 42" W x 29" H	1	R2442	\$437
Box/Box/File - 22" D x 15.5" W x 28" H	1	BBF24	\$650

Total Shipping Weight: 202 Cartons: 5 Total: \$1,595

Product Code: LDD7178P-5			
Description	Qty	Model	List Price
Desk Shell - 35.75" D x 71" W x 29" H	1	DT3671	\$562
Return - 23.75" D x 42" W x 29" H	1	R2442	\$437
Box/Box/File - 22" D x 15.5" W x 28" H	1	BBF24	\$650

Total Shipping Weight: 213 Cartons: 5 Total: \$1,649

Product Code: LDD7184P-3			
Description	Qty	Model	List Price
Desk Shell - 35.75" D x 71" W x 29" H	1	DT3671	\$562
Return - 23.75" D x 48" W x 29" H	1	R2448	\$477
Box/Box/File - 22" D x 15.5" W x 28" H	1	BBF24	\$650

Total Shipping Weight: 222 Cartons: 5 Total: \$1,689

Product Code: LDD7172P-4			
Description	Qty	Model	List Price
Desk Shell - 30.25" D x 71" W x 29" H	1	DT3071	\$508
Return - 23.75" D x 42" W x 29" H	1	R2442	\$437
File/File - 22" D x 15.5" W x 28" H	1	FF24	\$615

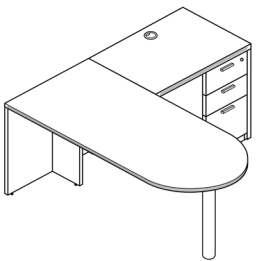
Total Shipping Weight: 203 Cartons: 5 Total: \$1,560

Product Code: LDD7178P-6			
Description	Qty	Model	List Price
Desk Shell - 35.75" D x 71" W x 29" H	1	DT3671	\$605
Return - 23.75" D x 42" W x 29" H	1	R2442	\$437
File/File - 22" D x 15.5" W x 28" H	1	FF24	\$615

Total Shipping Weight: 214 Cartons: 5 Total: \$1,614

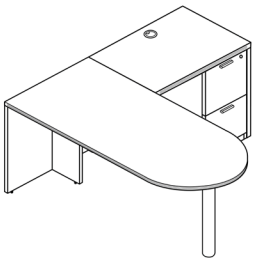
Product Code: LDD7184P-4			
Description	Qty	Model	List Price
Desk Shell - 35.75" D x 71" W x 29" H	1	DT3671	\$605
Return - 23.75" D x 48" W x 29" H	1	R2448	\$477
File/File - 22" D x 15.5" W x 28" H	1	FF24	\$615

Total Shipping Weight: 223 Cartons: 5 Total: \$1,654



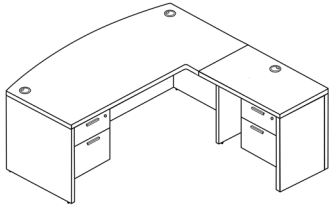
★ L-Shaped D-Top Desk
Box/Box/File Pedestal

- Fluted edges.
- Black metal post leg.
- Metal post is 3" diameter.
- Keyhole shaped pulls.
- Return is reversible.
- 2 grommets.
- 2" kickplates.
- Kai finishes.



★ L-Shaped D-Top Desk
File/File Pedestal

- Fluted edges.
- Black metal post leg.
- Metal post is 3" diameter.
- Keyhole shaped pulls.
- Return is reversible.
- 2 grommets.
- 2" kickplates.
- Kai finishes.

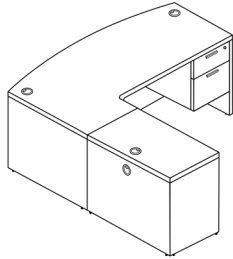


L-Shaped Extended
Corner Bow Front Desk
Double Suspended Pedestals

- Right-handed.
- Non-fluted edges
- Rounded inner corner for accessibility.
- L-shaped pulls.
- Soft-close drawers.
- 4 grommets.
- Rayne finishes.

Product Code: RN-EBD7184P-1R			
Description	Qty	Model	List Price
Desk Shell - 30" - 41" D x 71" W x 29" H	1	RN-EBD3671R	\$1,114
Return - 23.75" D x 42" W x 29" H	1	RN-R2442	\$441
Box/File - 22" D x 15.5" W x 20" H	2	RN-BF24	\$964
Total Shipping Weight: 308		Cartons: 6	Total: \$2,519

Product Code: RN-EBD7190P-1R			
Description	Qty	Model	List Price
Desk Shell - 30" - 41" D x 71" W x 29" H	1	RN-EBD3671R	\$1,114
Return - 23.75" D x 48" W x 29" H	1	RN-R2448	\$489
Box/File - 22" D x 15.5" W x 20" H	2	RN-BF24	\$964
Total Shipping Weight: 315		Cartons: 6	Total: \$2,567



Extended Corner Bow
Front Desk
Double Suspended Pedestals

- Left-handed.
- Non-fluted edges
- Rounded inner corner for accessibility.
- L-shaped pulls.
- Soft-close drawers.
- 4 grommets.
- Rayne finishes.

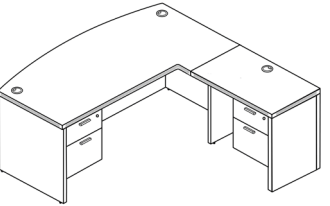
Product Code: RN-EBD7184P-1L			
Description	Qty	Model	List Price
Desk Shell - 30" - 41" D x 71" W x 29" H	1	RN-EBD3671L	\$1,114
Return - 23.75" D x 42" W x 29" H	1	RN-R2442	\$441
Box/File - 22" D x 15.5" W x 20" H	2	RN-BF24	\$964
Total Shipping Weight: 308		Cartons: 6	Total: \$2,519

Product Code: RN-EBD7190P-1L			
Description	Qty	Model	List Price
Desk Shell - 30" - 41" D x 71" W x 29" H	1	RN-EBD3671L	\$1,114
Return - 23.75" D x 48" W x 29" H	1	RN-R2448	\$489
Box/File - 22" D x 15.5" W x 20" H	2	RN-BF24	\$964
Total Shipping Weight: 315		Cartons: 6	Total: \$2,567

Rayne finishes: Coastal Dune (.CDN) and Harbor Elm (.HEM).

Product Code: EBD7184P-1R			
Description	Qty	Model	List Price
Desk Shell - 30" - 41" D x 71" W x 29" H	1	EBD3671R	\$1,092
Return - 23.75" D x 42" W x 29" H	1	R2442	\$437
Box/File - 22" D x 15.5" W x 20" H	2	BF24	\$956
Total Shipping Weight: 306		Cartons: 6	Total: \$2,485

Product Code: EBD7190P-1R			
Description	Qty	Model	List Price
Desk Shell - 30" - 41" D x 71" W x 29" H	1	EBD3671R	\$1,092
Return - 23.75" D x 48" W x 29" H	1	R2448	\$477
Box/File - 22" D x 15.5" W x 20" H	2	BF24	\$956
Total Shipping Weight: 315		Cartons: 6	Total: \$2,525

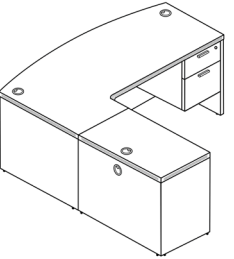


★ L-Shaped Extended
Corner Bow Front Desk
Double Suspended Pedestals

- Right-handed.
- Fluted edges.
- Rounded inner corner for accessibility.
- Keyhole shaped pulls.
- 4 grommets.
- Kai finishes.

Product Code: EBD7184P-1L			
Description	Qty	Model	List Price
Desk Shell - 30" - 41" D x 71" W x 29" H	1	EBD3671L	\$1,092
Return - 23.75" D x 42" W x 29" H	1	R2442	\$437
Box/File - 22" D x 15.5" W x 20" H	2	BF24	\$956
Total Shipping Weight: 306		Cartons: 6	Total: \$2,485

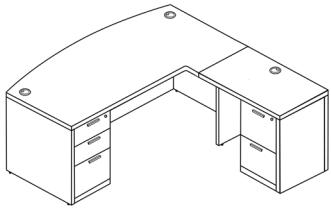
Product Code: EBD7190P-1L			
Description	Qty	Model	List Price
Desk Shell - 30" - 41" D x 71" W x 29" H	1	EBD3671L	\$1,092
Return - 23.75" D x 48" W x 29" H	1	R2448	\$477
Box/File - 22" D x 15.5" W x 20" H	2	BF24	\$956
Total Shipping Weight: 315		Cartons: 6	Total: \$2,525



★ L-Shaped Extended
Corner Bow Front Desk
Double Suspended Pedestals

- Left-handed.
- Fluted edges.
- Rounded inner corner for accessibility.
- Keyhole shaped pulls.
- 4 grommets.
- Kai finishes.

Kai finishes: Espresso (.ESP), Mahogany (.MAHO), Matte White (.WHT), Samoa Gray (.SG), and Walnut (.WN).



L-Shaped Extended
Corner Bow Front Desk
Double Full Pedestals

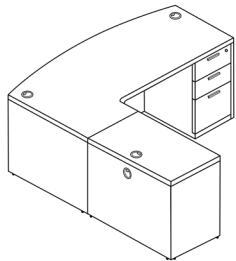
- Right-handed.
- Non-fluted edges
- Rounded inner corner for accessibility.
- L-shaped pulls.
- Soft-close drawers.
- Pedestals are reversible.
- 4 grommets.
- Modern kickplates.
- Rayne finishes.

Product Code: RN-EBD7184P-2R			
Description	Qty	Model	List Price
Desk Shell - 30" - 41" D x 71" W x 29" H	1	RN-EBD3671R	\$1,114
Return - 23.75" D x 42" W x 29" H	1	RN-R2442	\$441
Box/Box/File - 22" D x 15.5" W x 28" H	1	RN-BBF24	\$662
File/File - 22" D x 15.5" W x 28" H	1	RN-FF24	\$628

Total Shipping Weight: 354 Cartons: 6 Total: \$2,845

Product Code: RN-EBD7190P-2R			
Description	Qty	Model	List Price
Desk Shell - 30" - 41" D x 71" W x 29" H	1	RN-EBD3671R	\$1,114
Return - 23.75" D x 48" W x 29" H	1	RN-R2448	\$489
Box/Box/File - 22" D x 15.5" W x 28" H	1	RN-BBF24	\$662
File/File - 22" D x 15.5" W x 28" H	1	RN-FF24	\$628

Total Shipping Weight: 361 Cartons: 6 Total: \$2,893



L-Shaped Extended
Corner Bow Front Desk
Double Full Pedestals

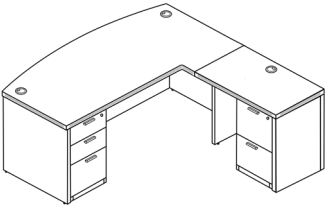
- Left-handed.
- Non-fluted edges
- Rounded inner corner for accessibility.
- L-shaped pulls.
- Soft-close drawers.
- Pedestals are reversible.
- 4 grommets.
- Modern kickplates.
- Rayne finishes.

Product Code: RN-EBD7184P-2L			
Description	Qty	Model	List Price
Desk Shell - 30" - 41" D x 71" W x 29" H	1	RN-EBD3671L	\$1,114
Return - 23.75" D x 42" W x 29" H	1	RN-R2442	\$441
Box/Box/File - 22" D x 15.5" W x 28" H	1	RN-BBF24	\$662
File/File - 22" D x 15.5" W x 28" H	1	RN-FF24	\$628

Total Shipping Weight: 354 Cartons: 6 Total: \$2,845

Product Code: RN-EBD7190P-2L			
Description	Qty	Model	List Price
Desk Shell - 30" - 41" D x 71" W x 29" H	1	RN-EBD3671L	\$1,042
Return - 23.75" D x 48" W x 29" H	1	RN-R2448	\$489
Box/Box/File - 22" D x 15.5" W x 28" H	1	RN-BBF24	\$662
File/File - 22" D x 15.5" W x 28" H	1	RN-FF24	\$628

Total Shipping Weight: 361 Cartons: 6 Total: \$2,893



★ L-Shaped Extended
Corner Bow Front Desk
Double Full Pedestals

- Right-handed.
- Fluted edges.
- Rounded inner corner for accessibility.
- Keyhole shaped pulls.
- Pedestals are reversible.
- 4 grommets.
- 2" kickplates.
- Kai finishes.

Product Code: EBD7184P-2R			
Description	Qty	Model	List Price
Desk Shell - 30" - 41" D x 71" W x 29" H	1	EBD3671R	\$1,092
Return - 23.75" D x 42" W x 29" H	1	R2442	\$437
Box/Box/File - 22" D x 15.5" W x 28" H	1	BBF24	\$650
File/File - 22" D x 15.5" W x 28" H	1	FF24	\$615

Total Shipping Weight: 341 Cartons: 6 Total: \$2,794

Product Code: EBD7190P-2R			
Description	Qty	Model	List Price
Desk Shell - 30" - 41" D x 71" W x 29" H	1	EBD3671R	\$1,092
Return - 23.75" D x 48" W x 29" H	1	R2448	\$477
Box/Box/File - 22" D x 15.5" W x 28" H	1	BBF24	\$650
File/File - 22" D x 15.5" W x 28" H	1	FF24	\$615

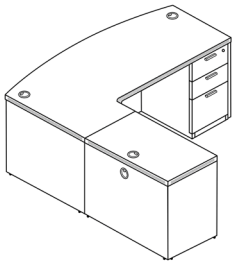
Total Shipping Weight: 350 Cartons: 6 Total: \$2,834

Product Code: EBD7184P-2L			
Description	Qty	Model	List Price
Desk Shell - 30" - 41" D x 71" W x 29" H	1	EBD3671L	\$1,092
Return - 23.75" D x 42" W x 29" H	1	R2442	\$437
Box/Box/File - 22" D x 15.5" W x 28" H	1	BBF24	\$650
File/File - 22" D x 15.5" W x 28" H	1	FF24	\$615

Total Shipping Weight: 341 Cartons: 6 Total: \$2,794

Product Code: EBD7190P-2L			
Description	Qty	Model	List Price
Desk Shell - 30" - 41" D x 71" W x 29" H	1	EBD3671L	\$1,092
Return - 23.75" D x 48" W x 29" H	1	R2448	\$477
Box/Box/File - 22" D x 15.5" W x 28" H	1	BBF24	\$650
File/File - 22" D x 15.5" W x 28" H	1	FF24	\$615

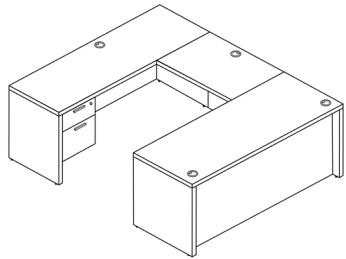
Total Shipping Weight: 350 Cartons: 6 Total: \$2,834



★ L-Shaped Extended
Corner Bow Front Desk
Double Full Pedestals

- Left-handed.
- Fluted edges.
- Rounded inner corner for accessibility.
- Keyhole shaped pulls.
- Pedestals are reversible.
- 4 grommets.
- 2" kickplates.
- Kai finishes.

Kai finishes: Espresso (.ESP), Mahogany (.MAHO), Matte White (.WHT), Samoa Gray (.SG), and Walnut (.WN).



U-Shaped Desk
Double Suspended Pedestals

- Non-fluted edges.
- Vertical grain on the bridge, horizontal grain on desk and credenza.
- L-shaped pulls.
- Soft-close drawers.
- Bridge is reversible.
- 5 grommets.
- Rayne finishes.

Product Code: RN-UD6696P-1			
Description	Qty	Model	List Price
Desk Shell - 30.25" D x 66.25" W x 29" H	1	RN-D3066	\$661
Bridge - 23.75" D x 42" W x 29" H	1	RN-B2442	\$364
Credenza - 23.75" D x 66.25" W x 29" H	1	RN-C2466	\$595
Box/File - 22" D x 15.5" W x 20" H	2	RN-BF24	\$964

Total Shipping Weight: 358 Cartons: 7 Total: \$2,584

Product Code: RN-UD66102P-1			
Description	Qty	Model	List Price
Desk Shell - 30.25" D x 66.25" W x 29" H	1	RN-D3066	\$661
Bridge - 23.75" D x 48" W x 29" H	1	RN-B2448	\$396
Credenza - 23.75" D x 66.25" W x 29" H	1	RN-C2466	\$595
Box/File - 22" D x 15.5" W x 20" H	2	RN-BF24	\$964

Total Shipping Weight: 364 Cartons: 7 Total: \$2,616

Product Code: RN-UD7196P-1			
Description	Qty	Model	List Price
Desk Shell - 30.25" D x 71" W x 29" H	1	RN-D3071	\$706
Bridge - 23.75" D x 42" W x 29" H	1	RN-B2442	\$364
Credenza - 23.75" D x 71" W x 29" H	1	RN-C2471	\$613
Box/File - 22" D x 15.5" W x 20" H	2	RN-BF24	\$964

Total Shipping Weight: 369 Cartons: 7 Total: \$2,647

Product Code: RN-UD71102P-1 (42" Bridge)			
Description	Qty	Model	List Price
Desk Shell - 35.75" D x 71" W x 29" H	1	RN-D3671	\$836
Bridge - 23.75" D x 42" W x 29" H	1	RN-B2442	\$364
Credenza - 23.75" D x 71" W x 29" H	1	RN-C2471	\$613
Box/File - 22" D x 15.5" W x 20" H	2	RN-BF24	\$964

Total Shipping Weight: 391 Cartons: 7 Total: \$2,777

Product Code: RN-UD71102P-4 (48" Bridge)			
Description	Qty	Model	List Price
Desk Shell - 30.25" D x 71" W x 29" H	1	RN-D3071	\$706
Bridge - 23.75" D x 48" W x 29" H	1	RN-B2448	\$396
Credenza - 23.75" D x 71" W x 29" H	1	RN-C2471	\$613
Box/File - 22" D x 15.5" W x 20" H	2	RN-BF24	\$964

Total Shipping Weight: 375 Cartons: 7 Total: \$2,679

Product Code: RN-UD71108P-1			
Description	Qty	Model	List Price
Desk Shell - 35.75" D x 71" W x 29" H	1	RN-D3671	\$836
Bridge - 23.75" D x 48" W x 29" H	1	RN-B2448	\$396
Credenza - 23.75" D x 71" W x 29" H	1	RN-C2471	\$613
Box/File - 22" D x 15.5" W x 20" H	2	RN-BF24	\$964

Total Shipping Weight: 397 Cartons: 7 Total: \$2,809

Product Code: UD6696P-1			
Description	Qty	Model	List Price
Desk Shell - 30.25" D x 66.25" W x 29" H	1	D3066	\$612
Bridge - 23.75" D x 42" W x 29" H	1	B2442	\$360
Credenza - 23.75" D x 66.25" W x 29" H	1	C2466	\$550
Box/File - 22" D x 15.5" W x 20" H	2	BF24	\$956

Total Shipping Weight: 349 Cartons: 7 Total: \$2,478

Product Code: UD66102P-1			
Description	Qty	Model	List Price
Desk Shell - 30.25" D x 66.25" W x 29" H	1	D3066	\$612
Bridge - 23.75" D x 48" W x 29" H	1	B2448	\$387
Credenza - 23.75" D x 66.25" W x 29" H	1	C2466	\$550
Box/File - 22" D x 15.5" W x 20" H	2	BF24	\$956

Total Shipping Weight: 358 Cartons: 7 Total: \$2,616

Product Code: UD7196P-1			
Description	Qty	Model	List Price
Desk Shell - 30.25" D x 71" W x 29" H	1	D3071	\$706
Bridge - 23.75" D x 42" W x 29" H	1	B2442	\$360
Credenza - 23.75" D x 71" W x 29" H	1	C2471	\$565
Box/File - 22" D x 15.5" W x 20" H	2	BF24	\$956

Total Shipping Weight: 359 Cartons: 7 Total: \$2,587

Product Code: UD71102P-1 (42" Bridge)			
Description	Qty	Model	List Price
Desk Shell - 35.75" D x 71" W x 29" H	1	D3671	\$820
Bridge - 23.75" D x 42" W x 29" H	1	B2442	\$360
Credenza - 23.75" D x 71" W x 29" H	1	C2471	\$565
Box/File - 22" D x 15.5" W x 20" H	2	BF24	\$956

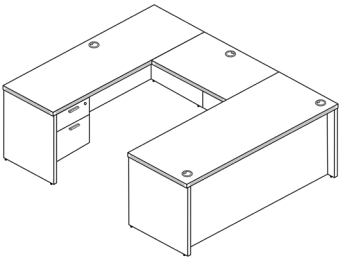
Total Shipping Weight: 378 Cartons: 7 Total: \$2,701

Product Code: UD71102P-4 (48" Bridge)			
Description	Qty	Model	List Price
Desk Shell - 30.25" D x 71" W x 29" H	1	D3071	\$706
Bridge - 23.75" D x 48" W x 29" H	1	B2448	\$387
Credenza - 23.75" D x 71" W x 29" H	1	C2471	\$565
Box/File - 22" D x 15.5" W x 20" H	2	BF24	\$956

Total Shipping Weight: 368 Cartons: 7 Total: \$2,614

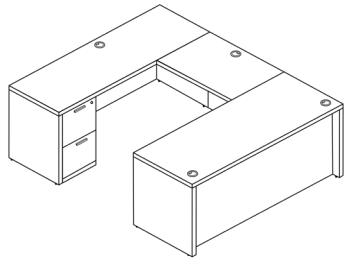
Product Code: UD71108P-1			
Description	Qty	Model	List Price
Desk Shell - 35.75" D x 71" W x 29" H	1	D3671	\$820
Bridge - 23.75" D x 48" W x 29" H	1	B2448	\$387
Credenza - 23.75" D x 71" W x 29" H	1	C2471	\$565
Box/File - 22" D x 15.5" W x 20" H	2	BF24	\$956

Total Shipping Weight: 387 Cartons: 7 Total: \$2,728



★ U-Shaped Desk
Double Suspended Pedestals

- Fluted edges.
- Vertical grain on the bridge, horizontal grain on desk and credenza.
- Keyhole shaped pulls.
- Bridge is reversible.
- 5 grommets.
- Kai finishes.



U-Shaped Desk
Double Full Pedestals

- Non-fluted edges.
- Vertical grain on the bridge, horizontal grain on desk and credenza.
- L-shaped pulls.
- Soft-close drawers.
- Bridge is reversible.
- Pedestals are reversible.
- 5 grommets.
- Modern kickplates.
- Rayne finishes.

Product Code: RN-UD6696P-2			
Description	Qty	Model	List Price
Desk Shell - 30.25" D x 66.25" W x 29" H	1	RN-D3066	\$661
Bridge - 23.75" D x 42" W x 29" H	1	RN-B2442	\$364
Credenza - 23.75" D x 66.25" W x 29" H	1	RN-C2466	\$595
Box/Box/File - 22" D x 15.5" W x 28" H	1	RN-BBF24	\$662
File/File - 22" D x 15.5" W x 28" H	1	RN-FF24	\$628

Total Shipping Weight: 404 Cartons: 7 Total: \$2,910

Product Code: RN-UD66102P-2			
Description	Qty	Model	List Price
Desk Shell - 30.25" D x 66.25" W x 29" H	1	RN-D3066	\$661
Bridge - 23.75" D x 48" W x 29" H	1	RN-B2448	\$396
Credenza - 23.75" D x 66.25" W x 29" H	1	RN-C2466	\$595
Box/Box/File - 22" D x 15.5" W x 28" H	1	RN-BBF24	\$662
File/File - 22" D x 15.5" W x 28" H	1	RN-FF24	\$628

Total Shipping Weight: 410 Cartons: 7 Total: \$2,942

Product Code: RN-UD7196P-2			
Description	Qty	Model	List Price
Desk Shell - 30.25" D x 71" W x 29" H	1	RN-D3071	\$706
Bridge - 23.75" D x 42" W x 29" H	1	RN-B2442	\$364
Credenza - 23.75" D x 71" W x 29" H	1	RN-C2471	\$613
Box/Box/File - 22" D x 15.5" W x 28" H	1	RN-BBF24	\$662
File/File - 22" D x 15.5" W x 28" H	1	RN-FF24	\$628

Total Shipping Weight: 415 Cartons: 7 Total: \$2,973

Product Code: RN-UD71102P-2 (42" Bridge)			
Description	Qty	Model	List Price
Desk Shell - 35.75" D x 71" W x 29" H	1	RN-D3671	\$836
Bridge - 23.75" D x 42" W x 29" H	1	RN-B2442	\$364
Credenza - 23.75" D x 71" W x 29" H	1	RN-C2471	\$613
Box/Box/File - 22" D x 15.5" W x 28" H	1	RN-BBF24	\$662
File/File - 22" D x 15.5" W x 28" H	1	RN-FF24	\$628

Total Shipping Weight: 437 Cartons: 7 Total: \$3,103

Product Code: RN-UD71102P-5 (48" Bridge)			
Description	Qty	Model	List Price
Desk Shell - 30.25" D x 71" W x 29" H	1	RN-D3071	\$706
Bridge - 23.75" D x 48" W x 29" H	1	RN-B2448	\$396
Credenza - 23.75" D x 71" W x 29" H	1	RN-C2471	\$613
Box/Box/File - 22" D x 15.5" W x 28" H	1	RN-BBF24	\$662
File/File - 22" D x 15.5" W x 28" H	1	RN-FF24	\$628

Total Shipping Weight: 421 Cartons: 7 Total: \$3,005

Product Code: UD6696P-2			
Description	Qty	Model	List Price
Desk Shell - 30.25" D x 66.25" W x 29" H	1	D3066	\$612
Bridge - 23.75" D x 42" W x 29" H	1	B2442	\$360
Credenza - 23.75" D x 66.25" W x 29" H	1	C2466	\$550
Box/Box/File - 22" D x 15.5" W x 28" H	1	BBF24	\$650
File/File - 22" D x 15.5" W x 28" H	1	FF24	\$615

Total Shipping Weight: 384 Cartons: 7 Total: \$2,787

Product Code: UD66102P-2			
Description	Qty	Model	List Price
Desk Shell - 30.25" D x 66.25" W x 29" H	1	D3066	\$612
Bridge - 23.75" D x 48" W x 29" H	1	B2448	\$387
Credenza - 23.75" D x 66.25" W x 29" H	1	C2466	\$550
Box/Box/File - 22" D x 15.5" W x 28" H	1	BBF24	\$650
File/File - 22" D x 15.5" W x 28" H	1	FF24	\$615

Total Shipping Weight: 393 Cartons: 7 Total: \$2,814

Product Code: UD7196P-2			
Description	Qty	Model	List Price
Desk Shell - 30.25" D x 71" W x 29" H	1	D3071	\$706
Bridge - 23.75" D x 42" W x 29" H	1	B2442	\$360
Credenza - 23.75" D x 71" W x 29" H	1	C2471	\$565
Box/Box/File - 22" D x 15.5" W x 28" H	1	BBF24	\$650
File/File - 22" D x 15.5" W x 28" H	1	FF24	\$615

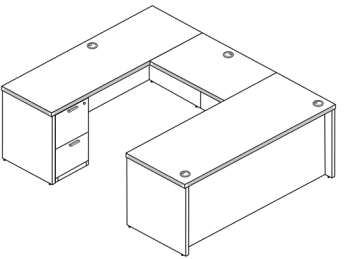
Total Shipping Weight: 394 Cartons: 7 Total: \$2,896

Product Code: UD71102P-2 (42" Bridge)			
Description	Qty	Model	List Price
Desk Shell - 35.75" D x 71" W x 29" H	1	D3671	\$820
Bridge - 23.75" D x 42" W x 29" H	1	B2442	\$387
Credenza - 23.75" D x 71" W x 29" H	1	C2471	\$565
Box/Box/File - 22" D x 15.5" W x 28" H	1	BBF24	\$650
File/File - 22" D x 15.5" W x 28" H	1	FF24	\$615

Total Shipping Weight: 413 Cartons: 7 Total: \$3,010

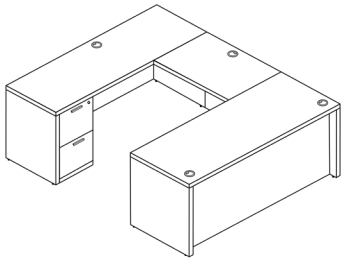
Product Code: UD71102P-5 (48" Bridge)			
Description	Qty	Model	List Price
Desk Shell - 30.25" D x 71" W x 29" H	1	D3071	\$706
Bridge - 23.75" D x 48" W x 29" H	1	B2448	\$387
Credenza - 23.75" D x 71" W x 29" H	1	C2471	\$565
Box/Box/File - 22" D x 15.5" W x 28" H	1	BBF24	\$650
File/File - 22" D x 15.5" W x 28" H	1	FF24	\$615

Total Shipping Weight: 403 Cartons: 7 Total: \$2,923



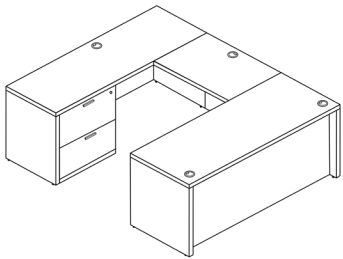
★ U-Shaped Desk
Double Full Pedestals

- Fluted edges.
- Vertical grain on the bridge, horizontal grain on desk and credenza.
- Keyhole shaped pulls.
- Bridge is reversible.
- Pedestals are reversible.
- 5 grommets.
- 2" kickplates.
- Kai finishes.



U-Shaped Desk
Double Full Pedestals

- Non-fluted edges.
- Vertical grain on the bridge, horizontal grain on desk and credenza.
- L-shaped pulls.
- Soft-close drawers.
- Bridge is reversible.
- Pedestals are reversible.
- 5 grommets.
- Modern kickplates.
- Rayne finishes.



U-Shaped Desk
Full Pedestal + Lateral File

- Non-fluted edges.
- Vertical grain on the bridge, horizontal grain on desk and credenza.
- L-shaped pulls.
- Soft-close drawers.
- Bridge is reversible.
- Storage is reversible.
- 5 grommets.
- Modern kickplates.
- Rayne finishes.

Product Code: RN-UD71108P-2			
Description	Qty	Model	List Price
Desk Shell - 35.75" D x 71" W x 29" H	1	RN-D3671	\$836
Bridge - 23.75" D x 48" W x 29" H	1	RN-B2448	\$396
Credenza - 23.75" D x 71" W x 29" H	1	RN-C2471	\$613
Box/Box/File - 22" D x 15.5" W x 28" H	1	RN-BBF24	\$662
File/File - 22" D x 15.5" W x 28" H	1	RN-FF24	\$628
Total Shipping Weight: 443 Cartons: 7		Total: \$3,135	

Product Code: RN-UD6696P-3			
Description	Qty	Model	List Price
Desk Shell - 30.25" D x 66.25" W x 29" H	1	RN-D3066	\$661
Bridge - 23.75" D x 42" W x 29" H	1	RN-B2442	\$364
Credenza - 23.75" D x 66.25" W x 29" H	1	RN-C2466	\$595
Box/Box/File - 22" D x 15.5" W x 28" H	1	RN-BBF24	\$662
Lateral File - 22.5" D x 30.5" W x 29" H	1	RN-L30	\$1,078
Total Shipping Weight: 465 Cartons: 7		Total: \$3,360	

Product Code: RN-UD66102P-3			
Description	Qty	Model	List Price
Desk Shell - 30.25" D x 66.25" W x 29" H	1	RN-D3066	\$661
Bridge - 23.75" D x 48" W x 29" H	1	RN-B2448	\$396
Credenza - 23.75" D x 66.25" W x 29" H	1	RN-C2466	\$595
Box/Box/File - 22" D x 15.5" W x 28" H	1	RN-BBF24	\$662
Lateral File - 22.5" D x 30.5" W x 29" H	1	RN-L30	\$1,078
Total Shipping Weight: 489 Cartons: 7		Total: \$3,392	

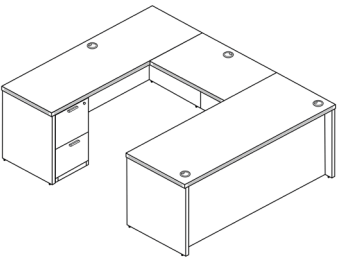
Product Code: RN-UD7196P-3			
Description	Qty	Model	List Price
Desk Shell - 30.25" D x 71" W x 29" H	1	RN-D3071	\$706
Bridge - 23.75" D x 42" W x 29" H	1	RN-B2442	\$364
Credenza - 23.75" D x 71" W x 29" H	1	RN-C2471	\$613
Box/Box/File - 22" D x 15.5" W x 28" H	1	RN-BBF24	\$662
Lateral File - 22.5" D x 30.5" W x 29" H	1	RN-L30	\$1,078
Total Shipping Weight: 476 Cartons: 7		Total: \$3,423	

Product Code: UD71108P-2			
Description	Qty	Model	List Price
Desk Shell - 35.75" D x 71" W x 29" H	1	D3671	\$820
Bridge - 23.75" D x 48" W x 29" H	1	B2448	\$387
Credenza - 23.75" D x 71" W x 29" H	1	C2471	\$565
Box/Box/File - 22" D x 15.5" W x 28" H	1	BBF24	\$650
File/File - 22" D x 15.5" W x 28" H	1	FF24	\$615
Total Shipping Weight: 422 Cartons: 7		Total: \$3,037	

Product Code: UD6696P-3			
Description	Qty	Model	List Price
Desk Shell - 30.25" D x 66.25" W x 29" H	1	D3066	\$612
Bridge - 23.75" D x 42" W x 29" H	1	B2442	\$360
Credenza - 23.75" D x 66.25" W x 29" H	1	C2466	\$550
Box/Box/File - 22" D x 15.5" W x 28" H	1	BBF24	\$650
Lateral File - 22.5" D x 30.5" W x 29" H	1	L30	\$1,035
Total Shipping Weight: 434 Cartons: 7		Total: \$3,207	

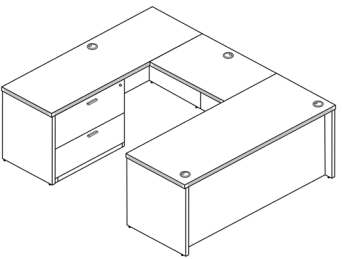
Product Code: UD66102P-3			
Description	Qty	Model	List Price
Desk Shell - 30.25" D x 66.25" W x 29" H	1	D3066	\$612
Bridge - 23.75" D x 48" W x 29" H	1	B2448	\$387
Credenza - 23.75" D x 66.25" W x 29" H	1	C2466	\$550
Box/Box/File - 22" D x 15.5" W x 28" H	1	BBF24	\$650
Lateral File - 22.5" D x 30.5" W x 29" H	1	L30	\$1,035
Total Shipping Weight: 443 Cartons: 7		Total: \$3,234	

Product Code: UD7196P-3			
Description	Qty	Model	List Price
Desk Shell - 30.25" D x 71" W x 29" H	1	D3071	\$706
Bridge - 23.75" D x 42" W x 29" H	1	B2442	\$360
Credenza - 23.75" D x 71" W x 29" H	1	C2471	\$565
Box/Box/File - 22" D x 15.5" W x 28" H	1	BBF24	\$650
Lateral File - 22.5" D x 30.5" W x 29" H	1	L30	\$1,035
Total Shipping Weight: 444 Cartons: 7		Total: \$3,316	



★ U-Shaped Desk
Double Full Pedestals

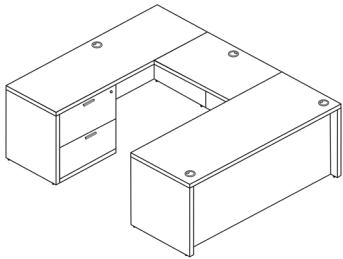
- Fluted edges.
- Vertical grain on the bridge, horizontal grain on desk and credenza.
- Keyhole shaped pulls.
- Bridge is reversible.
- Pedestals are reversible.
- 5 grommets.
- 2" kickplates.
- Kai finishes.



★ U-Shaped Desk
Full Pedestal + Lateral File

- Fluted edges.
- Vertical grain on the bridge, horizontal grain on desk and credenza.
- Keyhole shaped pulls.
- Bridge is reversible.
- Storage is reversible.
- 5 grommets.
- 2" kickplates.
- Kai finishes.

Kai finishes: Espresso (.ESP), Mahogany (.MAHO), Matte White (.WHT), Samoa Gray (.SG), and Walnut (.WN).



U-Shaped Desk

Full Pedestal + Lateral File

- Non-fluted edges.
- Vertical grain on the bridge, horizontal grain on desk and credenza.
- L-shaped pulls.
- Soft-close drawers.
- Bridge is reversible.
- Storage is reversible.
- 5 grommets.
- Modern kickplates.
- Rayne finishes.

Product Code: RN-UD71102P-3 (42" Bridge)			
Description	Qty	Model	List Price
Desk Shell - 35.75" D x 71" W x 29" H	1	RN-D3671	\$836
Bridge - 23.75" D x 42" W x 29" H	1	RN-B2442	\$364
Credenza - 23.75" D x 71" W x 29" H	1	RN-C2471	\$613
Box/Box/File - 22" D x 15.5" W x 28" H	1	RN-BBF24	\$662
Lateral File - 22.5" D x 30.5" W x 29" H	1	RN-L30	\$1,078

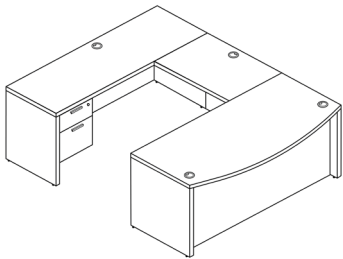
Total Shipping Weight: 498 Cartons: 7 Total: \$3,553

Product Code: RN-UD71102P-6 (48" Bridge)			
Description	Qty	Model	List Price
Desk Shell - 30.25" D x 71" W x 29" H	1	RN-D3071	\$706
Bridge - 23.75" D x 48" W x 29" H	1	RN-B2448	\$396
Credenza - 23.75" D x 71" W x 29" H	1	RN-C2471	\$613
Box/Box/File - 22" D x 15.5" W x 28" H	1	RN-BBF24	\$662
Lateral File - 22.5" D x 30.5" W x 29" H	1	RN-L30	\$1,078

Total Shipping Weight: 482 Cartons: 7 Total: \$3,455

Product Code: RN-UD71108P-3			
Description	Qty	Model	List Price
Desk Shell - 35.75" D x 71" W x 29" H	1	RN-D3671	\$836
Bridge - 23.75" D x 48" W x 29" H	1	RN-B2448	\$396
Credenza - 23.75" D x 71" W x 29" H	1	RN-C2471	\$613
Box/Box/File - 22" D x 15.5" W x 28" H	1	RN-BBF24	\$662
Lateral File - 22.5" D x 30.5" W x 29" H	1	RN-L30	\$1,078

Total Shipping Weight: 504 Cartons: 7 Total: \$3,585



U-Shaped Bow Front Desk

Double Suspended Pedestals

- Non-fluted edges.
- Bow is 41" at the deepest.
- Vertical grain on the bridge, horizontal grain on desk and credenza.
- L-shaped pulls.
- Soft-close drawers.
- Bridge is reversible.
- 5 grommets.
- Modern kickplates.
- Rayne finishes.

Product Code: RN-UBD71102P-1			
Description	Qty	Model	List Price
Desk Shell - 35.75" D x 71" W x 29" H	1	RN-DB3671	\$852
Bridge - 23.75" D x 42" W x 29" H	1	RN-B2442	\$364
Credenza - 23.75" D x 71" W x 29" H	1	RN-C2471	\$613
Box/File - 22" D x 15.5" W x 20" H	2	RN-BF24	\$964

Total Shipping Weight: 398 Cartons: 7 Total: \$2,793

Product Code: RN-UBD71108P-1			
Description	Qty	Model	List Price
Desk Shell - 35.75" D x 71" W x 29" H	1	RN-DB3671	\$852
Bridge - 23.75" D x 48" W x 29" H	1	RN-B2448	\$396
Credenza - 23.75" D x 71" W x 29" H	1	RN-C2471	\$613
Box/File - 22" D x 15.5" W x 20" H	2	RN-BF24	\$964

Total Shipping Weight: 404 Cartons: 7 Total: \$2,825

Product Code: UD71102P-3 (42" Bridge)			
Description	Qty	Model	List Price
Desk Shell - 35.75" D x 71" W x 29" H	1	D3671	\$820
Bridge - 23.75" D x 42" W x 29" H	1	B2442	\$360
Credenza - 23.75" D x 71" W x 29" H	1	C2471	\$565
Box/Box/File - 22" D x 15.5" W x 28" H	1	BBF24	\$650
Lateral File - 22.5" D x 30.5" W x 29" H	1	L30	\$1,035

Total Shipping Weight: 463 Cartons: 7 Total: \$3,430

Product Code: UD71102P-6 (48" Bridge)			
Description	Qty	Model	List Price
Desk Shell - 30.25" D x 71" W x 29" H	1	D3071	\$706
Bridge - 23.75" D x 48" W x 29" H	1	B2448	\$387
Credenza - 23.75" D x 71" W x 29" H	1	C2471	\$565
Box/Box/File - 22" D x 15.5" W x 28" H	1	BBF24	\$650
Lateral File - 22.5" D x 30.5" W x 29" H	1	L30	\$1,035

Total Shipping Weight: 453 Cartons: 7 Total: \$3,343

Product Code: UD71108P-3			
Description	Qty	Model	List Price
Desk Shell - 35.75" D x 71" W x 29" H	1	D3671	\$820
Bridge - 23.75" D x 48" W x 29" H	1	B2448	\$387
Credenza - 23.75" D x 71" W x 29" H	1	C2471	\$565
Box/Box/File - 22" D x 15.5" W x 28" H	1	BBF24	\$650
Lateral File - 22.5" D x 30.5" W x 29" H	1	L30	\$1,035

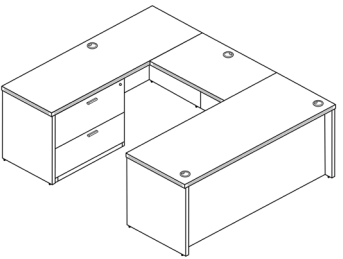
Total Shipping Weight: 472 Cartons: 7 Total: \$3,457

Product Code: UBD71102P-1			
Description	Qty	Model	List Price
Desk Shell - 35.75" D x 71" W x 29" H	1	DB3671	\$844
Bridge - 23.75" D x 42" W x 29" H	1	B2442	\$360
Credenza - 23.75" D x 71" W x 29" H	1	C2471	\$565
Box/File - 22" D x 15.5" W x 20" H	2	BF24	\$956

Total Shipping Weight: 381 Cartons: 7 Total: \$2,725

Product Code: UBD71108P-1			
Description	Qty	Model	List Price
Desk Shell - 35.75" D x 71" W x 29" H	1	DB3671	\$844
Bridge - 23.75" D x 48" W x 29" H	1	B2448	\$387
Credenza - 23.75" D x 71" W x 29" H	1	C2471	\$565
Box/File - 22" D x 15.5" W x 20" H	2	BF24	\$956

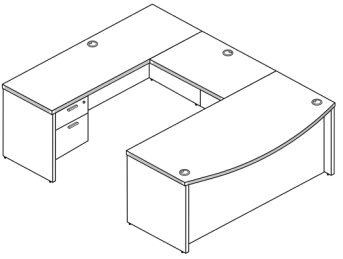
Total Shipping Weight: 390 Cartons: 7 Total: \$2,752



★ U-Shaped Desk

Full Pedestal + Lateral File

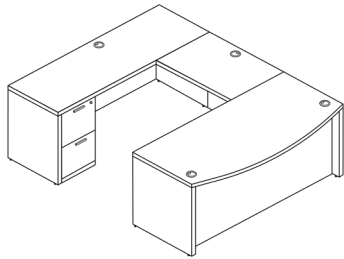
- Fluted edges.
- Vertical grain on the bridge, horizontal grain on desk and credenza.
- Keyhole shaped pulls.
- Bridge is reversible.
- Storage is reversible.
- 5 grommets.
- 2" kickplates.
- Kai finishes.



★ U-Shaped Bow Front Desk

Double Suspended Pedestals

- Fluted edges.
- Bow is 41" at the deepest.
- Vertical grain on the bridge, horizontal grain on desk and credenza.
- Keyhole shaped pulls.
- Bridge is reversible.
- 5 grommets.
- 2" kickplates.
- Kai finishes.



U-Shaped Bow Front Desk
Double Full Pedestals

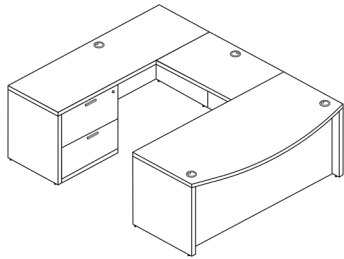
- Non-fluted edges.
- Bow is 41" at the deepest.
- Vertical grain on the bridge, horizontal grain on desk and credenza.
- L-shaped pulls.
- Soft-close drawers.
- Bridge is reversible.
- Pedestals are reversible
- 5 grommets.
- Modern kickplates.
- Rayne finishes.

Product Code: RN-UBD71102P-2			
Description	Qty	Model	List Price
Desk Shell - 35.75" D x 71" W x 29" H	1	RN-DB3671	\$852
Bridge - 23.75" D x 42" W x 29" H	1	RN-B2442	\$364
Credenza - 23.75" D x 71" W x 29" H	1	RN-C2471	\$613
Box/Box/File - 22" D x 15.5" W x 28" H	1	RN-BBF24	\$662
File/File - 22" D x 15.5" W x 28" H	1	RN-FF24	\$628

Total Shipping Weight: 444 Cartons: 7 Total: \$3,119

Product Code: RN-UBD71108P-2			
Description	Qty	Model	List Price
Desk Shell - 35.75" D x 71" W x 29" H	1	RN-DB3671	\$852
Bridge - 23.75" D x 48" W x 29" H	1	RN-B2448	\$396
Credenza - 23.75" D x 71" W x 29" H	1	RN-C2471	\$613
Box/Box/File - 22" D x 15.5" W x 28" H	1	RN-BBF24	\$662
File/File - 22" D x 15.5" W x 28" H	1	RN-FF24	\$628

Total Shipping Weight: 450 Cartons: 7 Total: \$3,151



U-Shaped Bow Front Desk
Full Pedestal + Lateral File

- Non-fluted edges.
- Bow is 41" at the deepest.
- Vertical grain on the bridge, horizontal grain on desk and credenza.
- L-shaped pulls.
- Soft-close drawers.
- Bridge is reversible.
- Storage is reversible
- 5 grommets.
- Modern kickplates.
- Rayne finishes.

Product Code: RN-UBD71102P-3			
Description	Qty	Model	List Price
Desk Shell - 35.75" D x 71" W x 29" H	1	RN-DB3671	\$836
Bridge - 23.75" D x 42" W x 29" H	1	RN-B2442	\$364
Credenza - 23.75" D x 71" W x 29" H	1	RN-C2471	\$613
Box/Box/File - 22" D x 15.5" W x 28" H	1	RN-BBF24	\$662
Lateral File - 22.5" D x 30.5" W x 29" H	1	RN-L30	\$1,078

Total Shipping Weight: 505 Cartons: 7 Total: \$3,569

Product Code: RN-UBD71108P-3			
Description	Qty	Model	List Price
Desk Shell - 35.75" D x 71" W x 29" H	1	RN-DB3671	\$836
Bridge - 23.75" D x 48" W x 29" H	1	RN-B2448	\$396
Credenza - 23.75" D x 71" W x 29" H	1	RN-C2471	\$613
Box/Box/File - 22" D x 15.5" W x 28" H	1	RN-BBF24	\$662
Lateral File - 22.5" D x 30.5" W x 29" H	1	RN-L30	\$1,078

Total Shipping Weight: 511 Cartons: 7 Total: \$3,601

Rayne finishes: Coastal Dune (.CDN) and Harbor Elm (.HEM).

Product Code: UBD71102P-2			
Description	Qty	Model	List Price
Desk Shell - 35.75" D x 71" W x 29" H	1	DB3671	\$844
Bridge - 23.75" D x 42" W x 29" H	1	B2442	\$387
Credenza - 23.75" D x 71" W x 29" H	1	C2471	\$565
Box/Box/File - 22" D x 15.5" W x 28" H	1	BBF24	\$650
File/File - 22" D x 15.5" W x 28" H	1	FF24	\$615

Total Shipping Weight: 416 Cartons: 7 Total: \$3,034

Product Code: UBD71108P-2			
Description	Qty	Model	List Price
Desk Shell - 35.75" D x 71" W x 29" H	1	DB3671	\$844
Bridge - 23.75" D x 48" W x 29" H	1	B2448	\$387
Credenza - 23.75" D x 71" W x 29" H	1	C2471	\$565
Box/Box/File - 22" D x 15.5" W x 28" H	1	BBF24	\$650
File/File - 22" D x 15.5" W x 28" H	1	FF24	\$615

Total Shipping Weight: 425 Cartons: 7 Total: \$3,061

Product Code: UBD71102P-3			
Description	Qty	Model	List Price
Desk Shell - 35.75" D x 71" W x 29" H	1	DB3671	\$844
Bridge - 23.75" D x 42" W x 29" H	1	B2442	\$360
Credenza - 23.75" D x 71" W x 29" H	1	C2471	\$565
Box/Box/File - 22" D x 15.5" W x 28" H	1	BBF24	\$650
Lateral File - 22.5" D x 30.5" W x 29" H	1	L30	\$1,035

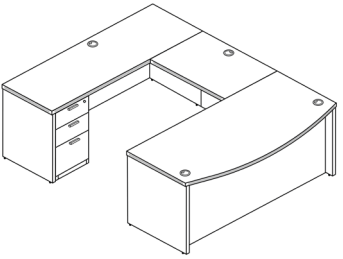
Total Shipping Weight: 466 Cartons: 7 Total: \$3,454

Product Code: UBD71108P-3			
Description	Qty	Model	List Price
Desk Shell - 35.75" D x 71" W x 29" H	1	DB3671	\$844
Bridge - 23.75" D x 48" W x 29" H	1	B2448	\$387
Credenza - 23.75" D x 71" W x 29" H	1	C2471	\$565
Box/Box/File - 22" D x 15.5" W x 28" H	1	BBF24	\$650
Lateral File - 22.5" D x 30.5" W x 29" H	1	L30	\$1,035

Total Shipping Weight: 475 Cartons: 7 Total: \$3,481

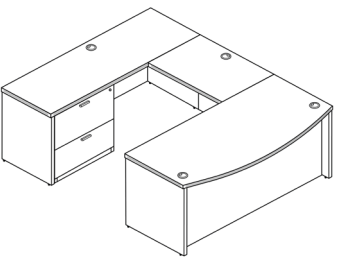
U-Shaped Bow Front Desk
Full Pedestal + Lateral File

U-Shaped Bow Front Desk
Full Pedestal + Lateral File



★ U-Shaped Bow Front Desk
Double Full Pedestals

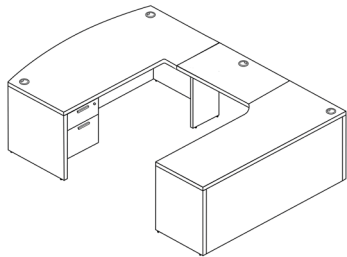
- Fluted edges.
- Bow is 41" at the deepest.
- Vertical grain on the bridge, horizontal grain on desk and credenza.
- Keyhole shaped pulls.
- Bridge is reversible.
- Pedestals are reversible.
- 5 grommets.
- 2" kickplates.
- Kai finishes.



★ U-Shaped Bow Front Desk
Full Pedestal + Lateral File

- Fluted edges.
- Bow is 41" at the deepest.
- Vertical grain on the bridge, horizontal grain on desk and credenza.
- Keyhole shaped pulls.
- Bridge is reversible.
- Storage is reversible.
- 5 grommets.
- 2" kickplates.
- Kai finishes.

Kai finishes: Espresso (.ESP), Mahogany (.MAHO), Matte White (.WHT), Samoa Gray (.SG), and Walnut (.WN).



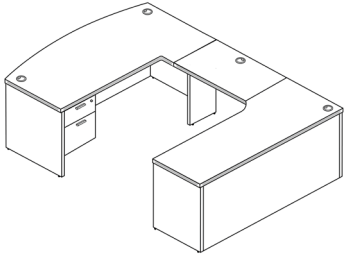
U-Shaped Extended Corner
Bow Front Desk
Double Suspended Pedestals

- Right-Handed.
- Non-fluted edges.
- Bow is 41" at the deepest.
- Vertical grain on the bridge, horizontal grain on desk and credenza.
- L-shaped pulls.
- Soft-close drawers.
- 5 grommets.
- Rayne finishes.

Product Code: RN-UEBD71114P-1R			
Description	Qty	Model	List Price
Desk Shell - 30" - 41" D x 71" W x 29" H	1	RN-EBD3671R	\$1,114
Bridge - 23.75" D x 36" W x 29" H	1	RN-B2436	\$350
Credenza - 24" - 36" D x 71" W x 29" H	1	RN-CC71R	\$800
Box/File - 22" D x 15.5" W x 20" H	2	RN-BF24	\$964
Total Shipping Weight: 411 Cartons: 7 Total: \$3,228			

Product Code: RN-UEBD71120P-1R			
Description	Qty	Model	List Price
Desk Shell - 30" - 41" D x 71" W x 29" H	1	RN-EBD3671R	\$1,114
Bridge - 23.75" D x 42" W x 29" H	1	RN-B2442	\$364
Credenza - 24" - 36" D x 71" W x 29" H	1	RN-CC71R	\$800
Box/File - 22" D x 15.5" W x 20" H	2	RN-BF24	\$964
Total Shipping Weight: 418 Cartons: 7 Total: \$3,242			

Product Code: RN-UEBD71126P-1R			
Description	Qty	Model	List Price
Desk Shell - 30" - 41" D x 71" W x 29" H	1	RN-EBD3671R	\$1,114
Bridge - 23.75" D x 48" W x 29" H	1	RN-B2448	\$396
Credenza - 24" - 36" D x 71" W x 29" H	1	RN-CC71R	\$800
Box/File - 22" D x 15.5" W x 20" H	2	RN-BF24	\$964
Total Shipping Weight: 424 Cartons: 7 Total: \$3,274			



★ U-Shaped Extended Corner
Bow Front Desk
Double Suspended Pedestals

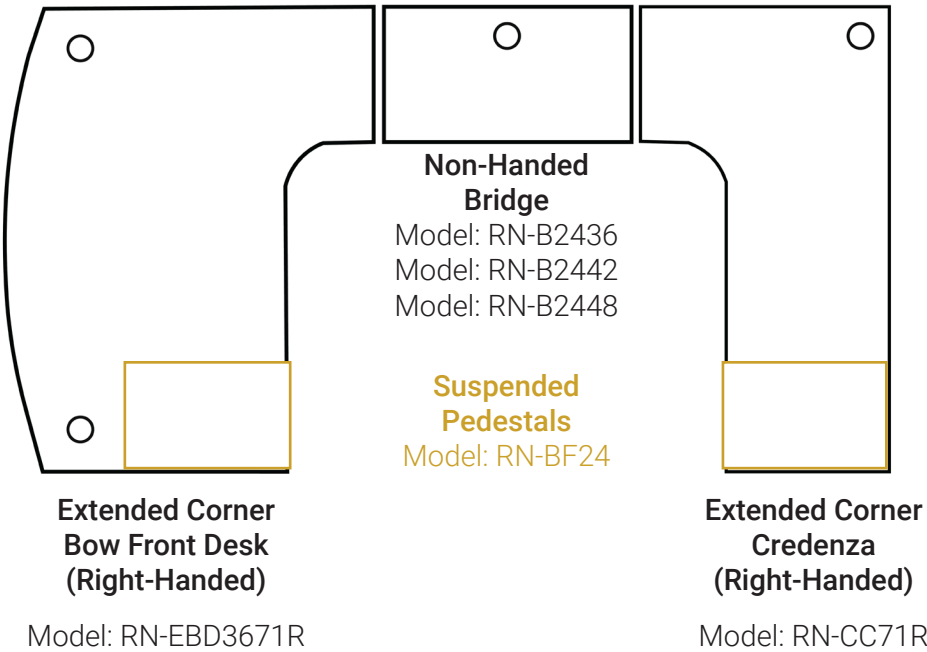
- Right-Handed.
- Fluted edges.
- Bow is 41" at the deepest.
- Vertical grain on the bridge, horizontal grain on desk and credenza.
- Keyhole shaped pulls.
- 5 grommets.
- Kai finishes.

Product Code: UEBD71114P-1R			
Description	Qty	Model	List Price
Desk Shell - 30" - 41" D x 71" W x 29" H	1	EBD3671R	\$1,092
Bridge - 23.75" D x 36" W x 29" H	1	B2436	\$304
Credenza - 24" - 36" D x 71" W x 29" H	1	CC71R	\$758
Box/File - 22" D x 15.5" W x 20" H	2	BF24	\$956
Total Shipping Weight: 410 Cartons: 7 Total: \$3,110			

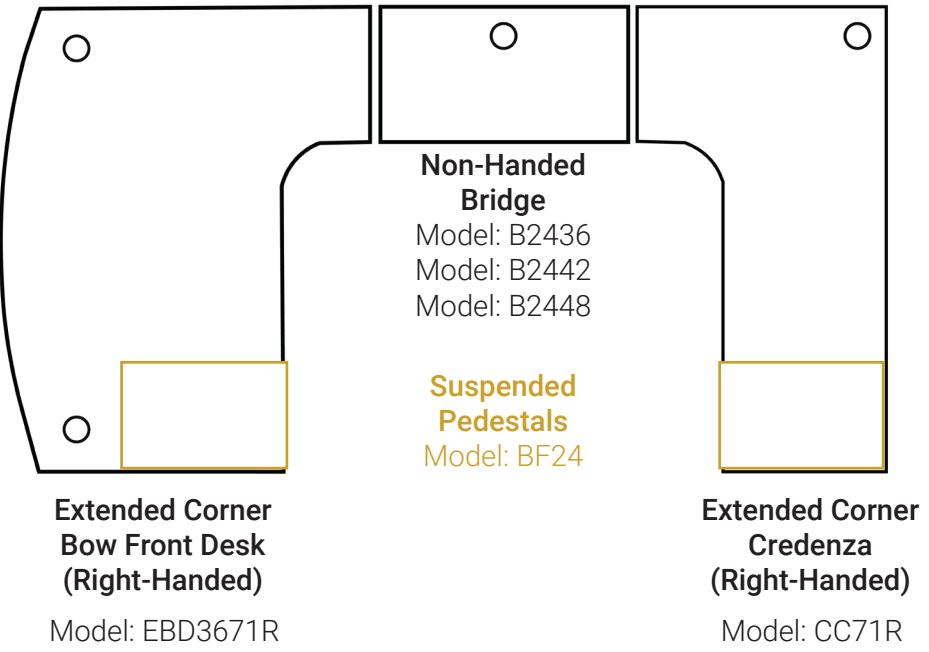
Product Code: UEBD71120P-1R			
Description	Qty	Model	List Price
Desk Shell - 30" - 41" D x 71" W x 29" H	1	EBD3671R	\$1,092
Bridge - 23.75" D x 42" W x 29" H	1	B2442	\$360
Credenza - 24" - 36" D x 71" W x 29" H	1	CC71R	\$758
Box/File - 22" D x 15.5" W x 20" H	2	BF24	\$956
Total Shipping Weight: 416 Cartons: 7 Total: \$3,166			

Product Code: UEBD71126P-1R			
Description	Qty	Model	List Price
Desk Shell - 30" - 41" D x 71" W x 29" H	1	EBD3671R	\$1,092
Bridge - 23.75" D x 48" W x 29" H	1	B2448	\$387
Credenza - 24" - 36" D x 71" W x 29" H	1	CC71R	\$758
Box/File - 22" D x 15.5" W x 20" H	2	BF24	\$956
Total Shipping Weight: 425 Cartons: 7 Total: \$3,193			

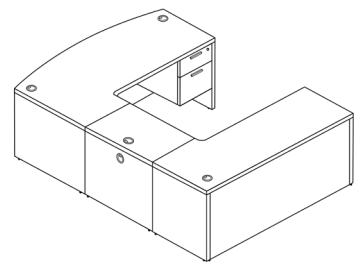
U-SHAPED RIGHT-HANDED EXTENDED CORNER BOW FRONT DESK
DOUBLE SUSPENDED PEDESTALS



U-SHAPED RIGHT-HANDED EXTENDED CORNER BOW FRONT DESK
DOUBLE SUSPENDED PEDESTALS



★ GSA Contract Item



U-Shaped Extended Corner
Bow Front Desk
Double Suspended Pedestals

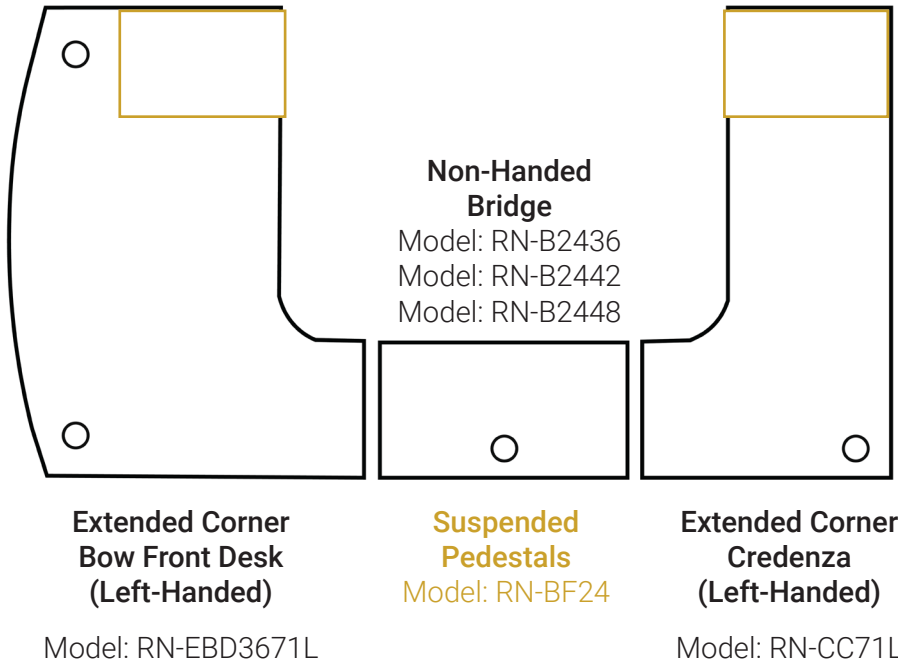
- Left-Handed.
- Non-fluted edges.
- Bow is 41" at the deepest.
- Vertical grain on the bridge, horizontal grain on desk and credenza.
- L-shaped pulls.
- Soft-close drawers.
- 5 grommets.
- Rayne finishes.

Product Code: RN-UEBD71114P-1L			
Description	Qty	Model	List Price
Desk Shell - 30" - 41" D x 71" W x 29" H	1	RN-EBD3671L	\$1,114
Bridge - 23.75" D x 36" W x 29" H	1	RN-B2436	\$350
Credenza - 24" - 36" D x 71" W x 29" H	1	RN-CC71L	\$800
Box/File - 22" D x 15.5" W x 20" H	2	RN-BF24	\$964
Total Shipping Weight: 411 Cartons: 7 Total: \$3,228			

Product Code: RN-UEBD71120P-1L			
Description	Qty	Model	List Price
Desk Shell - 30" - 41" D x 71" W x 29" H	1	RN-EBD3671L	\$1,114
Bridge - 23.75" D x 42" W x 29" H	1	RN-B2442	\$364
Credenza - 24" - 36" D x 71" W x 29" H	1	RN-CC71L	\$800
Box/File - 22" D x 15.5" W x 20" H	2	RN-BF24	\$964
Total Shipping Weight: 418 Cartons: 7 Total: \$3,242			

Product Code: RN-UEBD71126P-1L			
Description	Qty	Model	List Price
Desk Shell - 30" - 41" D x 71" W x 29" H	1	RN-EBD3671L	\$1,114
Bridge - 23.75" D x 48" W x 29" H	1	RN-B2448	\$396
Credenza - 24" - 36" D x 71" W x 29" H	1	RN-CC71L	\$800
Box/File - 22" D x 15.5" W x 20" H	2	RN-BF24	\$964
Total Shipping Weight: 424 Cartons: 7 Total: \$3,274			

U-SHAPED LEFT-HANDED EXTENDED CORNER BOW FRONT DESK
DOUBLE SUSPENDED PEDESTALS

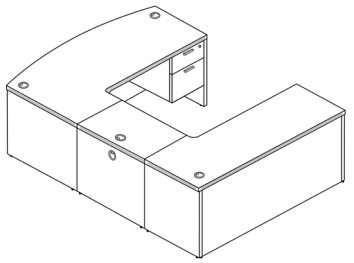
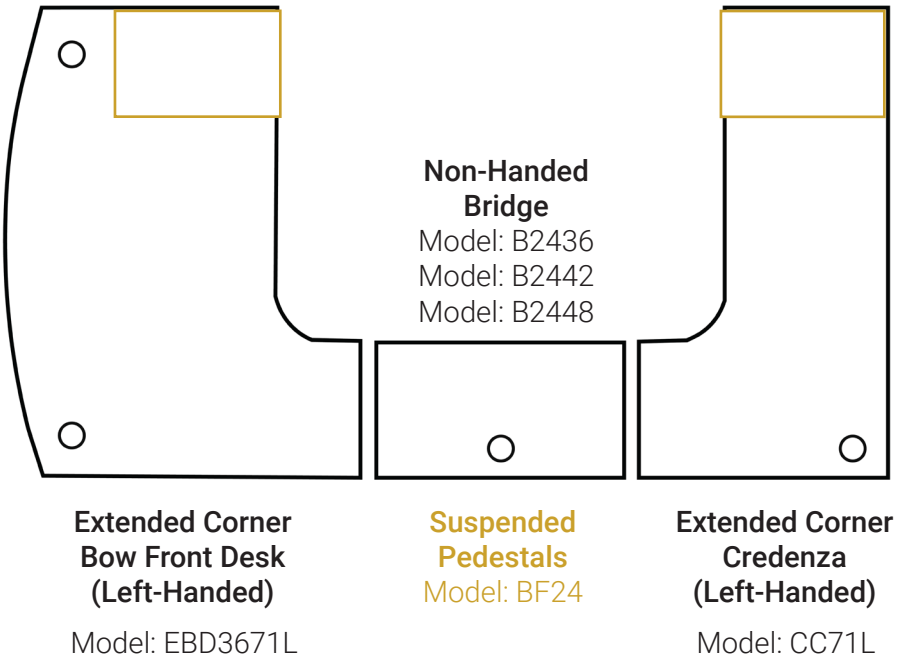


Product Code: UEBD71114P-1L			
Description	Qty	Model	List Price
Desk Shell - 30" - 41" D x 71" W x 29" H	1	EBD3671L	\$1,092
Bridge - 23.75" D x 36" W x 29" H	1	B2436	\$304
Credenza - 24" - 36" D x 71" W x 29" H	1	CC71L	\$758
Box/File - 22" D x 15.5" W x 20" H	2	BF24	\$956
Total Shipping Weight: 410 Cartons: 7 Total: \$3,110			

Product Code: UEBD71120P-1L			
Description	Qty	Model	List Price
Desk Shell - 30" - 41" D x 71" W x 29" H	1	EBD3671L	\$1,092
Bridge - 23.75" D x 42" W x 29" H	1	B2442	\$360
Credenza - 24" - 36" D x 71" W x 29" H	1	CC71L	\$758
Box/File - 22" D x 15.5" W x 20" H	2	BF24	\$956
Total Shipping Weight: 416 Cartons: 7 Total: \$3,166			

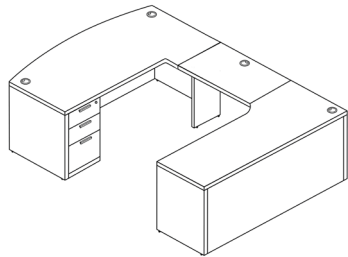
Product Code: UEBD71126P-1L			
Description	Qty	Model	List Price
Desk Shell - 30" - 41" D x 71" W x 29" H	1	EBD3671L	\$1,092
Bridge - 23.75" D x 48" W x 29" H	1	B2448	\$387
Credenza - 24" - 36" D x 71" W x 29" H	1	CC71L	\$758
Box/File - 22" D x 15.5" W x 20" H	2	BF24	\$956
Total Shipping Weight: 425 Cartons: 7 Total: \$3,193			

U-SHAPED LEFT-HANDED EXTENDED CORNER BOW FRONT DESK
DOUBLE SUSPENDED PEDESTALS



★ U-Shaped Extended Corner
Bow Front Desk
Double Suspended Pedestals

- Left-Handed.
- Fluted edges.
- Bow is 41" at the deepest.
- Vertical grain on the bridge, horizontal grain on desk and credenza.
- Keyhole shaped pulls.
- 5 grommets.
- Kai finishes.



U-Shaped Extended Corner
Bow Front Desk
Double Full Pedestals

- Right-Handed.
- Non-fluted edges.
- Bow is 41" at the deepest.
- Vertical grain on the bridge, horizontal grain on desk and credenza.
- L-shaped pulls.
- Soft-close drawers.
- Pedestals are reversible.
- 5 grommets.
- Modern kickplates.
- Rayne finishes.

Product Code: RN-UEBD71114P-2R			
Description	Qty	Model	List Price
Desk Shell - 30" - 41" D x 71" W x 29" H	1	RN-EBD3671R	\$1,114
Bridge - 23.75" D x 36" W x 29" H	1	RN-B2436	\$350
Credenza - 24" - 36" D x 71" W x 29" H	1	RN-CC71R	\$800
Box/Box/File - 22" D x 15.5" W x 28" H	1	RN-BBF24	\$662
File/File - 22" D x 15.5" W x 28" H	1	RN-FF24	\$628

Total Shipping Weight: 457 Cartons: 7 Total: \$3,554

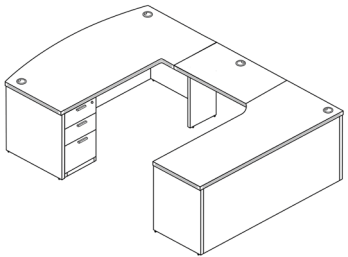
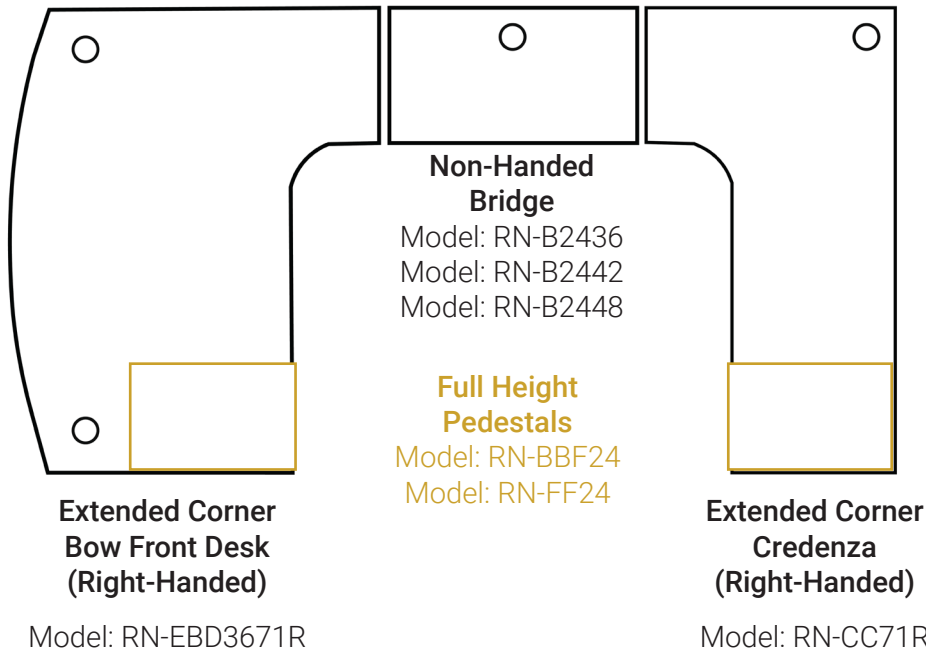
Product Code: RN-UEBD71120P-2R			
Description	Qty	Model	List Price
Desk Shell - 30" - 41" D x 71" W x 29" H	1	RN-EBD3671R	\$1,114
Bridge - 23.75" D x 42" W x 29" H	1	RN-B2442	\$364
Credenza - 24" - 36" D x 71" W x 29" H	1	RN-CC71R	\$800
Box/Box/File - 22" D x 15.5" W x 28" H	1	RN-BBF24	\$662
File/File - 22" D x 15.5" W x 28" H	1	RN-FF24	\$628

Total Shipping Weight: 464 Cartons: 7 Total: \$3,568

Product Code: RN-UEBD71126P-2R			
Description	Qty	Model	List Price
Desk Shell - 30" - 41" D x 71" W x 29" H	1	RN-EBD3671R	\$1,114
Bridge - 23.75" D x 48" W x 29" H	1	RN-B2448	\$396
Credenza - 24" - 36" D x 71" W x 29" H	1	RN-CC71R	\$800
Box/Box/File - 22" D x 15.5" W x 28" H	1	RN-BBF24	\$662
File/File - 22" D x 15.5" W x 28" H	1	RN-FF24	\$628

Total Shipping Weight: 470 Cartons: 7 Total: \$3,600

U-SHAPED **RIGHT-HANDED** EXTENDED CORNER BOW FRONT DESK
DOUBLE FULL PEDESTALS



★ U-Shaped Extended Corner
Bow Front Desk
Double Full Pedestals

- Right-Handed.
- Fluted edges.
- Bow is 41" at the deepest.
- Vertical grain on the bridge, horizontal grain on desk and credenza.
- Keyhole shaped pulls.
- Pedestals are reversible.
- 5 grommets.
- 2" kickplates.
- Kai finishes.

Product Code: UEBD71114P-2R			
Description	Qty	Model	List Price
Desk Shell - 30" - 41" D x 71" W x 29" H	1	EBD3671R	\$1,092
Bridge - 23.75" D x 36" W x 29" H	1	B2436	\$304
Credenza - 24" - 36" D x 71" W x 29" H	1	CC71R	\$758
Box/Box/File - 22" D x 15.5" W x 28" H	1	BBF24	\$650
File/File - 22" D x 15.5" W x 28" H	1	FF24	\$615

Total Shipping Weight: 445 Cartons: 7 Total: \$3,419

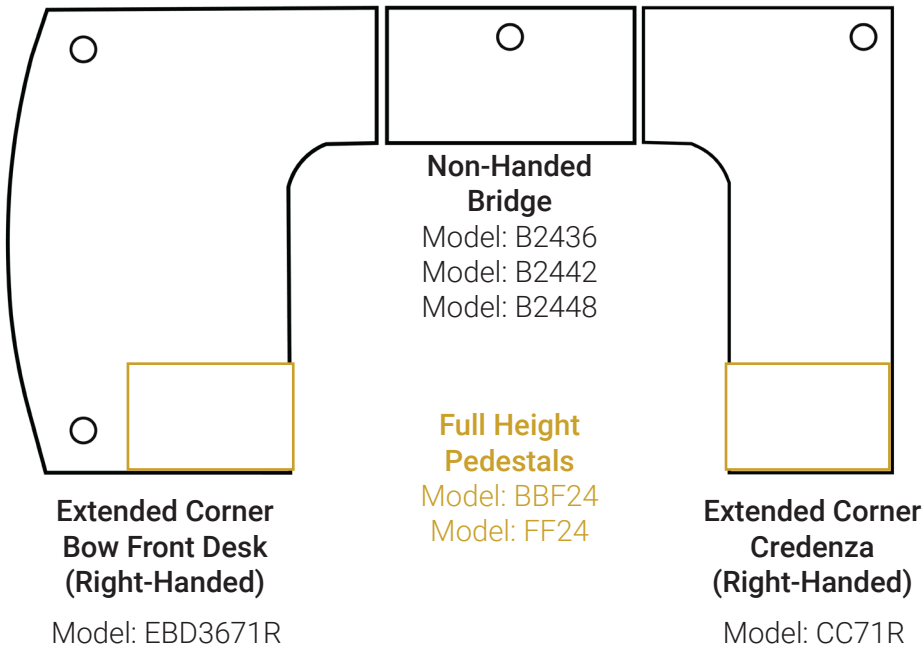
Product Code: UEBD71120P-2R			
Description	Qty	Model	List Price
Desk Shell - 30" - 41" D x 71" W x 29" H	1	EBD3671R	\$1,092
Bridge - 23.75" D x 42" W x 29" H	1	B2442	\$360
Credenza - 24" - 36" D x 71" W x 29" H	1	CC71R	\$758
Box/Box/File - 22" D x 15.5" W x 28" H	1	BBF24	\$650
File/File - 22" D x 15.5" W x 28" H	1	FF24	\$615

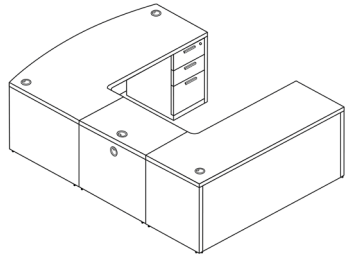
Total Shipping Weight: 451 Cartons: 7 Total: \$3,475

Product Code: UEBD71126P-2R			
Description	Qty	Model	List Price
Desk Shell - 30" - 41" D x 71" W x 29" H	1	EBD3671R	\$1,092
Bridge - 23.75" D x 48" W x 29" H	1	B2448	\$387
Credenza - 24" - 36" D x 71" W x 29" H	1	CC71R	\$758
Box/Box/File - 22" D x 15.5" W x 28" H	1	BBF24	\$650
File/File - 22" D x 15.5" W x 28" H	1	FF24	\$615

Total Shipping Weight: 460 Cartons: 7 Total: \$3,502

U-SHAPED **RIGHT-HANDED** EXTENDED CORNER BOW FRONT DESK
DOUBLE FULL PEDESTALS





U-Shaped Extended Corner

Bow Front Desk
Double Full Pedestals

- Left-Handed.
- Non-fluted edges.
- Bow is 41" at the deepest.
- Vertical grain on the bridge, horizontal grain on desk and credenza.
- L-shaped pulls.
- Soft-close drawers.
- 5 grommets.
- Rayne finishes.

Product Code: RN-UEBD71114P-2L			
Description	Qty	Model	List Price
Desk Shell - 30" - 41" D x 71" W x 29" H	1	RN-EBD3671L	\$1,114
Bridge - 23.75" D x 36" W x 29" H	1	RN-B2436	\$350
Credenza - 24" - 36" D x 71" W x 29" H	1	RN-CC71L	\$800
Box/Box/File - 22" D x 15.5" W x 28" H	1	RN-BBF24	\$662
File/File - 22" D x 15.5" W x 28" H	1	RN-FF24	\$628

Total Shipping Weight: 457 Cartons: 7 Total: \$3,554

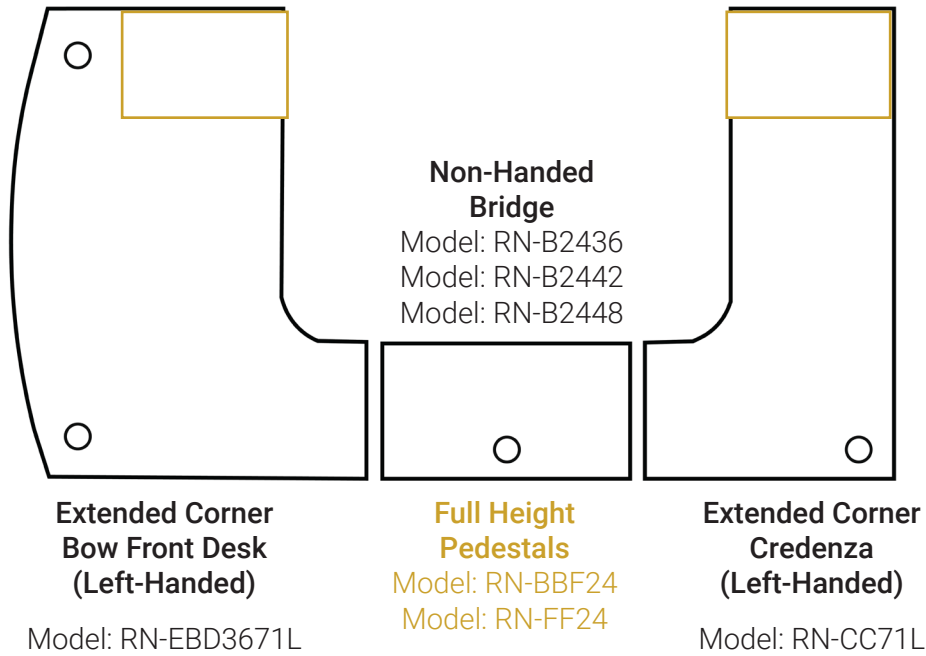
Product Code: RN-UEBD71120P-2L			
Description	Qty	Model	List Price
Desk Shell - 30" - 41" D x 71" W x 29" H	1	RN-EBD3671L	\$1,114
Bridge - 23.75" D x 42" W x 29" H	1	RN-B2442	\$364
Credenza - 24" - 36" D x 71" W x 29" H	1	RN-CC71L	\$800
Box/Box/File - 22" D x 15.5" W x 28" H	1	RN-BBF24	\$662
File/File - 22" D x 15.5" W x 28" H	1	RN-FF24	\$628

Total Shipping Weight: 464 Cartons: 7 Total: \$3,568

Product Code: RN-UEBD71126P-2L			
Description	Qty	Model	List Price
Desk Shell - 30" - 41" D x 71" W x 29" H	1	RN-EBD3671L	\$1,114
Bridge - 23.75" D x 48" W x 29" H	1	RN-B2448	\$396
Credenza - 24" - 36" D x 71" W x 29" H	1	RN-CC71L	\$800
Box/Box/File - 22" D x 15.5" W x 28" H	1	RN-BBF24	\$662
File/File - 22" D x 15.5" W x 28" H	1	RN-FF24	\$628

Total Shipping Weight: 470 Cartons: 7 Total: \$3,600

U-SHAPED LEFT-HANDED EXTENDED CORNER BOW FRONT DESK
DOUBLE FULL PEDESTALS



Product Code: UEBD71114P-2L			
Description	Qty	Model	List Price
Desk Shell - 30" - 41" D x 71" W x 29" H	1	EBD3671L	\$1,092
Bridge - 23.75" D x 36" W x 29" H	1	B2436	\$304
Credenza - 24" - 36" D x 71" W x 29" H	1	CC71L	\$758
Box/Box/File - 22" D x 15.5" W x 28" H	1	BBF24	\$650
File/File - 22" D x 15.5" W x 28" H	1	FF24	\$615

Total Shipping Weight: 445 Cartons: 7 Total: \$3,419

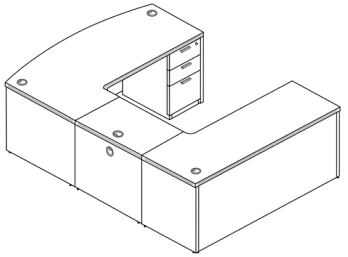
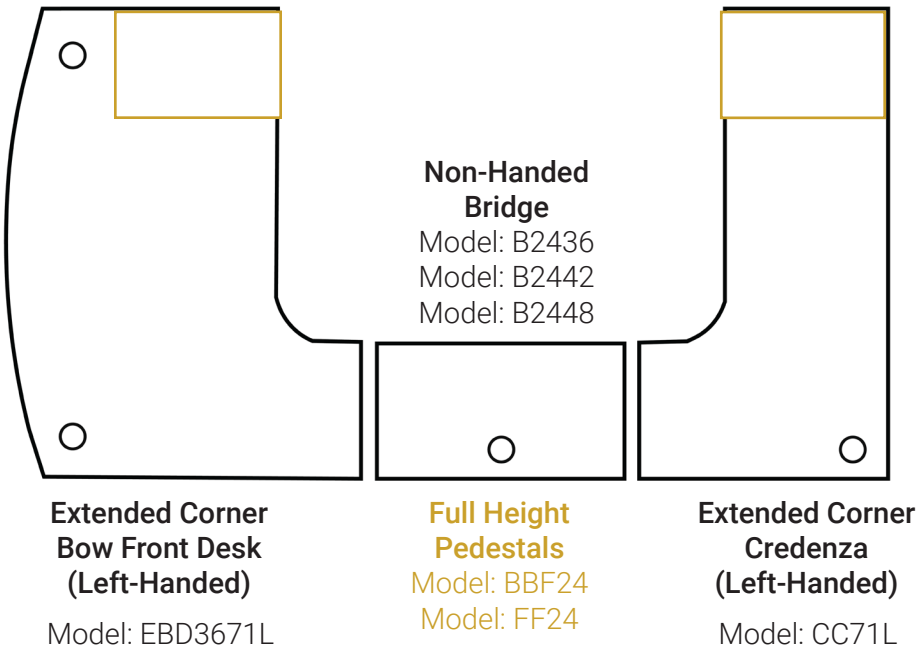
Product Code: UEBD71120P-2L			
Description	Qty	Model	List Price
Desk Shell - 30" - 41" D x 71" W x 29" H	1	EBD3671L	\$1,092
Bridge - 23.75" D x 42" W x 29" H	1	B2442	\$360
Credenza - 24" - 36" D x 71" W x 29" H	1	CC71L	\$758
Box/Box/File - 22" D x 15.5" W x 28" H	1	BBF24	\$650
File/File - 22" D x 15.5" W x 28" H	1	FF24	\$615

Total Shipping Weight: 451 Cartons: 7 Total: \$3,475

Product Code: UEBD71126P-2L			
Description	Qty	Model	List Price
Desk Shell - 30" - 41" D x 71" W x 29" H	1	EBD3671L	\$1,092
Bridge - 23.75" D x 48" W x 29" H	1	B2448	\$387
Credenza - 24" - 36" D x 71" W x 29" H	1	CC71L	\$758
Box/Box/File - 22" D x 15.5" W x 28" H	1	BBF24	\$650
File/File - 22" D x 15.5" W x 28" H	1	FF24	\$615

Total Shipping Weight: 460 Cartons: 7 Total: \$3,502

U-SHAPED LEFT-HANDED EXTENDED CORNER BOW FRONT DESK
DOUBLE FULL PEDESTALS

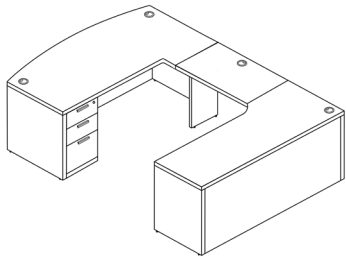


★ U-Shaped Extended Corner

Bow Front Desk
Double Full Pedestals

- Left-Handed.
- Fluted edges.
- Bow is 41" at the deepest.
- Vertical grain on the bridge, horizontal grain on desk and credenza.
- Keyhole shaped pulls.
- 5 grommets.
- Kai finishes.

Kai finishes: Espresso (.ESP), Mahogany (.MAHO), Matte White (.WHT), Samoa Gray (.SG), and Walnut (.WN).



U-Shaped Extended Corner
Bow Front Desk
Full Pedestal + Lateral File

- Right-Handed.
- Non-fluted edges.
- Bow is 41" at the deepest.
- Vertical grain on the bridge, horizontal grain on desk and credenza.
- L-shaped pulls.
- Soft-close drawers.
- Storage is reversible.
- 5 grommets.
- Modern kickplates.
- Rayne finishes.

Product Code: RN-UEBD71114P-3R			
Description	Qty	Model	List Price
Desk Shell - 30" - 41" D x 71" W x 29" H	1	RN-EBD3671R	\$1,114
Bridge - 23.75" D x 36" W x 29" H	1	RN-B2436	\$350
Credenza - 24" - 36" D x 71" W x 29" H	1	RN-CC71R	\$800
Box/Box/File - 22" D x 15.5" W x 28" H	1	RN-BBF24	\$662
Lateral File - 22.5" D x 30.5" W x 29" H	1	RN-L30	\$1,078

Total Shipping Weight: 518 Cartons: 7 Total: \$4,004

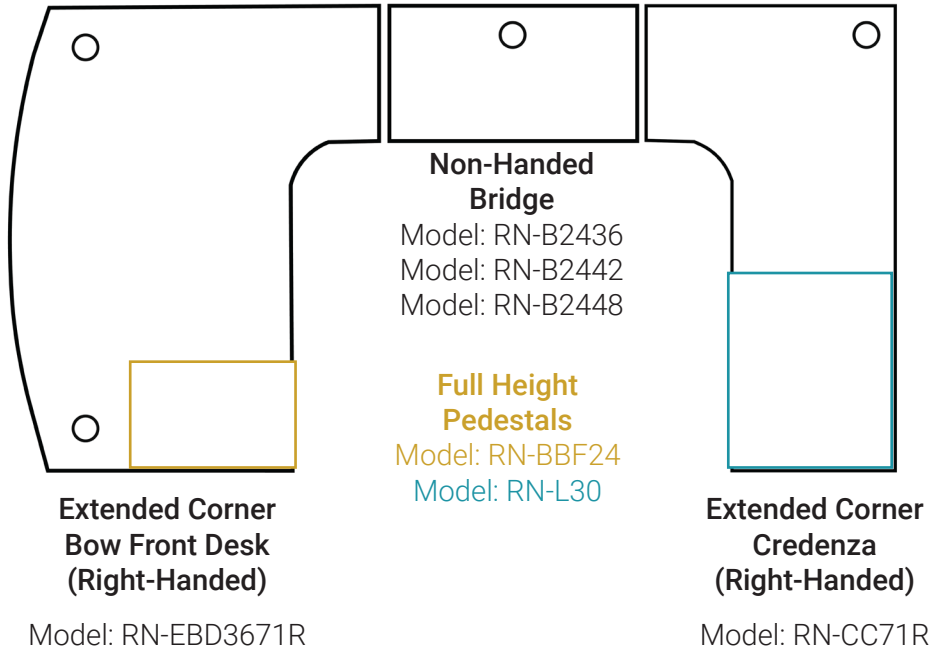
Product Code: RN-UEBD71120P-3R			
Description	Qty	Model	List Price
Desk Shell - 30" - 41" D x 71" W x 29" H	1	RN-EBD3671R	\$1,114
Bridge - 23.75" D x 36" W x 29" H	1	RN-B2442	\$364
Credenza - 24" - 36" D x 71" W x 29" H	1	RN-CC71R	\$800
Box/Box/File - 22" D x 15.5" W x 28" H	1	RN-BBF24	\$662
Lateral File - 22.5" D x 30.5" W x 29" H	1	RN-L30	\$1,078

Total Shipping Weight: 525 Cartons: 7 Total: \$4,018

Product Code: RN-UEBD71126P-3R			
Description	Qty	Model	List Price
Desk Shell - 30" - 41" D x 71" W x 29" H	1	RN-EBD3671R	\$1,114
Bridge - 23.75" D x 48" W x 29" H	1	RN-B2448	\$396
Credenza - 24" - 36" D x 71" W x 29" H	1	RN-CC71L	\$800
Box/Box/File - 22" D x 15.5" W x 28" H	1	RN-BBF24	\$662
Lateral File - 22.5" D x 30.5" W x 29" H	1	RN-L30	\$1,078

Total Shipping Weight: 531 Cartons: 7 Total: \$4,050

U-SHAPED **RIGHT-HANDED** EXTENDED CORNER BOW FRONT DESK
FULL PEDESTAL + LATERAL FILE



Product Code: UEBD71114P-3R			
Description	Qty	Model	List Price
Desk Shell - 30" - 41" D x 71" W x 29" H	1	EBD3671R	\$1,092
Bridge - 23.75" D x 36" W x 29" H	1	B2436	\$304
Credenza - 24" - 36" D x 71" W x 29" H	1	CC71R	\$565
Box/Box/File - 22" D x 15.5" W x 28" H	1	BBF24	\$650
Lateral File - 22.5" D x 30.5" W x 29" H	1	L30	\$1,035

Total Shipping Weight: 495 Cartons: 7 Total: \$3,839

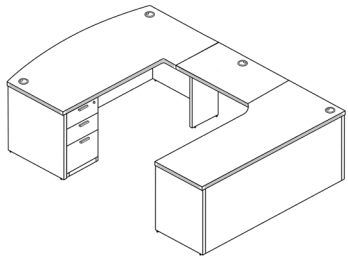
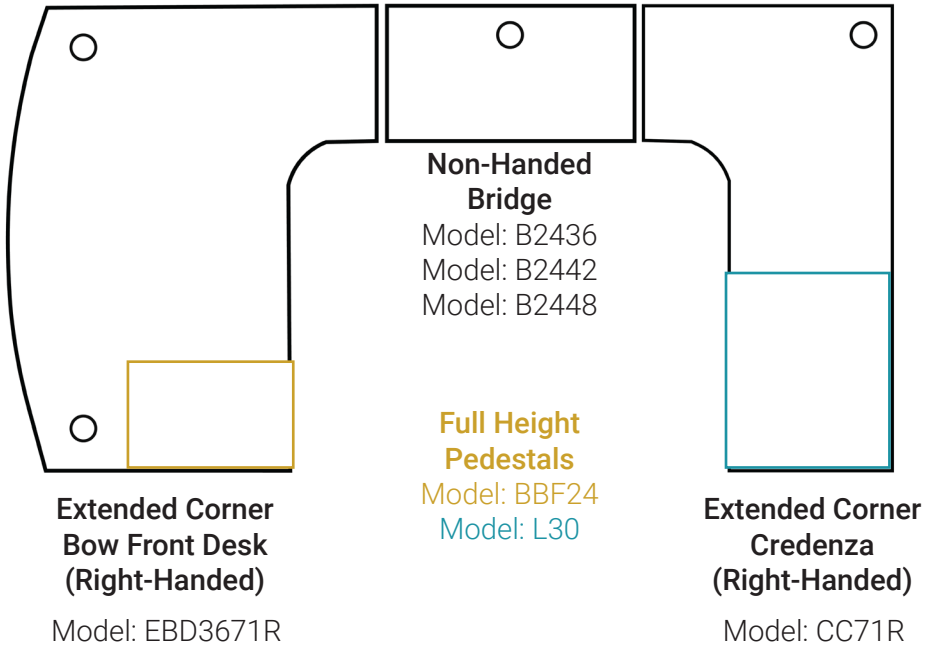
Product Code: UEBD71120P-3R			
Description	Qty	Model	List Price
Desk Shell - 30" - 41" D x 71" W x 29" H	1	EBD3671R	\$1,092
Bridge - 23.75" D x 36" W x 29" H	1	B2442	\$360
Credenza - 24" - 36" D x 71" W x 29" H	1	CC71R	\$565
Box/Box/File - 22" D x 15.5" W x 28" H	1	BBF24	\$650
Lateral File - 22.5" D x 30.5" W x 29" H	1	L30	\$1,035

Total Shipping Weight: 501 Cartons: 7 Total: \$3,895

Product Code: UEBD71126P-3R			
Description	Qty	Model	List Price
Desk Shell - 30" - 41" D x 71" W x 29" H	1	EBD3671R	\$1,092
Bridge - 23.75" D x 48" W x 29" H	1	B2448	\$387
Credenza - 24" - 36" D x 71" W x 29" H	1	CC71L	\$565
Box/Box/File - 22" D x 15.5" W x 28" H	1	BBF24	\$650
Lateral File - 22.5" D x 30.5" W x 29" H	1	L30	\$1,035

Total Shipping Weight: 510 Cartons: 7 Total: \$3,922

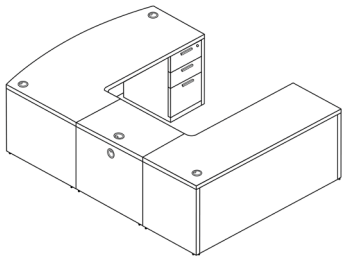
U-SHAPED **RIGHT-HANDED** EXTENDED CORNER BOW FRONT DESK
FULL PEDESTAL + LATERAL FILE



★ U-Shaped Extended Corner
Bow Front Desk
Full Pedestal + Lateral File

- Right-Handed.
- Fluted edges.
- Bow is 41" at the deepest.
- Vertical grain on the bridge, horizontal grain on desk and credenza.
- Keyhole shaped pulls.
- Storage is reversible.
- 5 grommets.
- 2" kickplates.
- Kai finishes.

Kai finishes: Espresso (.ESP), Mahogany (.MAHO), Matte White (.WHT), Samoa Gray (.SG), and Walnut (.WN).



U-Shaped Extended Corner
Bow Front Desk
Double Full Pedestals

- Left-Handed.
- Non-fluted edges.
- Bow is 41" at the deepest.
- Vertical grain on the bridge, horizontal grain on desk and credenza.
- L-shaped pulls.
- Soft-close drawers.
- 5 grommets.
- Rayne finishes.

Product Code: RN-UEBD71114P-3L			
Description	Qty	Model	List Price
Desk Shell - 30" - 41" D x 71" W x 29" H	1	RN-EBD3671L	\$1,114
Bridge - 23.75" D x 36" W x 29" H	1	RN-B2436	\$350
Credenza - 24" - 36" D x 71" W x 29" H	1	RN-CC71L	\$800
Box/Box/File - 22" D x 15.5" W x 28" H	1	RN-BBF24	\$662
Lateral File - 22.5" D x 30.5" W x 29" H	1	RN-L30	\$1,078

Total Shipping Weight: 518 Cartons: 7 Total: \$4,004

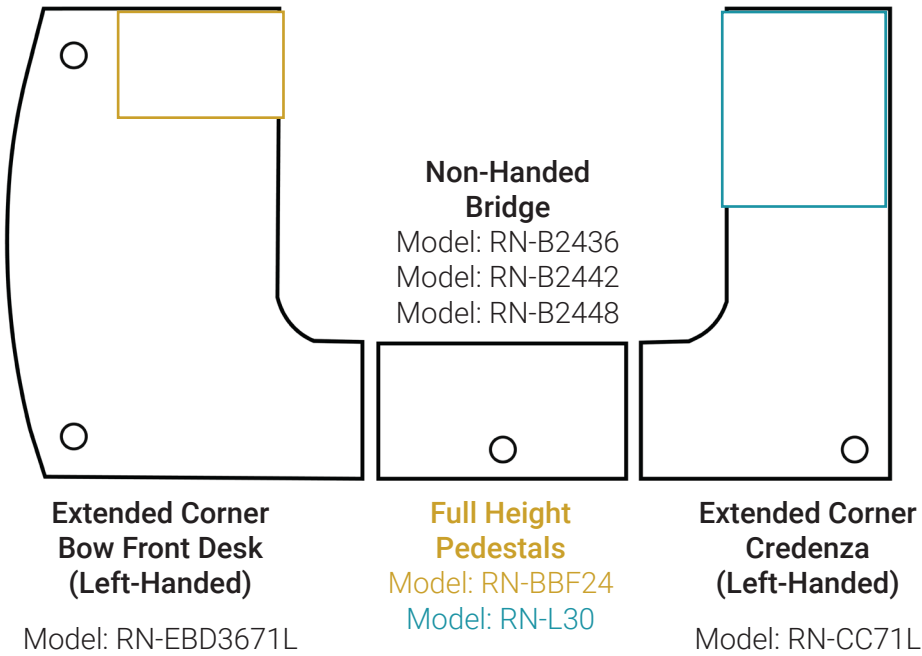
Product Code: RN-UEBD71120P-3L			
Description	Qty	Model	List Price
Desk Shell - 30" - 41" D x 71" W x 29" H	1	RN-EBD3671L	\$1,114
Bridge - 23.75" D x 36" W x 29" H	1	RN-B2436	\$364
Credenza - 24" - 36" D x 71" W x 29" H	1	RN-CC71L	\$800
Box/Box/File - 22" D x 15.5" W x 28" H	1	RN-BBF24	\$662
Lateral File - 22.5" D x 30.5" W x 29" H	1	RN-L30	\$1,078

Total Shipping Weight: 525 Cartons: 7 Total: \$4,018

Product Code: RN-UEBD71126P-3L			
Description	Qty	Model	List Price
Desk Shell - 30" - 41" D x 71" W x 29" H	1	RN-EBD3671L	\$1,114
Bridge - 23.75" D x 48" W x 29" H	1	RN-B2448	\$396
Credenza - 24" - 36" D x 71" W x 29" H	1	RN-CC71L	\$800
Box/Box/File - 22" D x 15.5" W x 28" H	1	RN-BBF24	\$662
Lateral File - 22.5" D x 30.5" W x 29" H	1	RN-L30	\$1,078

Total Shipping Weight: 531 Cartons: 7 Total: \$4,050

U-SHAPED LEFT-HANDED EXTENDED CORNER BOW FRONT DESK
FULL PEDESTAL + LATERAL FILE



Product Code: UEBD71114P-3L			
Description	Qty	Model	List Price
Desk Shell - 30" - 41" D x 71" W x 29" H	1	EBD3671L	\$1,092
Bridge - 23.75" D x 36" W x 29" H	1	B2436	\$304
Credenza - 24" - 36" D x 71" W x 29" H	1	CC71L	\$565
Box/Box/File - 22" D x 15.5" W x 28" H	1	BBF24	\$650
Lateral File - 22.5" D x 30.5" W x 29" H	1	L30	\$1,035

Total Shipping Weight: 495 Cartons: 7 Total: \$3,839

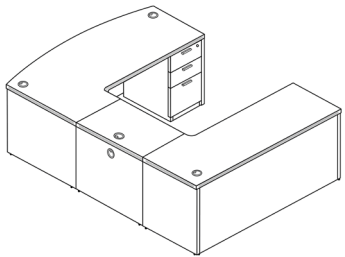
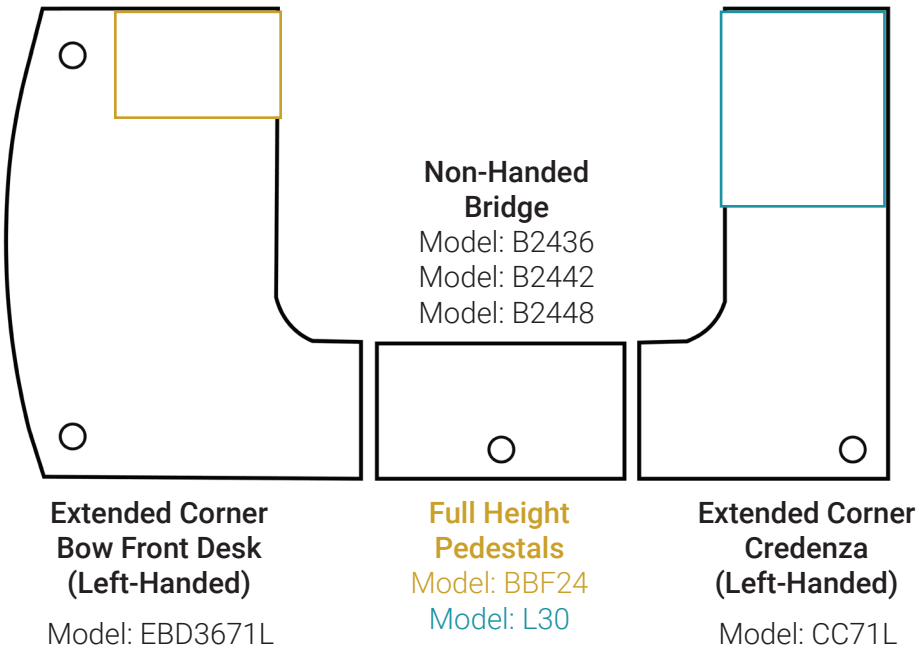
Product Code: UEBD71120P-3L			
Description	Qty	Model	List Price
Desk Shell - 30" - 41" D x 71" W x 29" H	1	EBD3671L	\$1,092
Bridge - 23.75" D x 36" W x 29" H	1	B2436	\$360
Credenza - 24" - 36" D x 71" W x 29" H	1	CC71L	\$565
Box/Box/File - 22" D x 15.5" W x 28" H	1	BBF24	\$650
Lateral File - 22.5" D x 30.5" W x 29" H	1	L30	\$1,035

Total Shipping Weight: 501 Cartons: 7 Total: \$3,895

Product Code: UEBD71126P-3L			
Description	Qty	Model	List Price
Desk Shell - 30" - 41" D x 71" W x 29" H	1	EBD3671L	\$1,092
Bridge - 23.75" D x 48" W x 29" H	1	B2448	\$387
Credenza - 24" - 36" D x 71" W x 29" H	1	CC71L	\$565
Box/Box/File - 22" D x 15.5" W x 28" H	1	BBF24	\$650
Lateral File - 22.5" D x 30.5" W x 29" H	1	L30	\$1,035

Total Shipping Weight: 510 Cartons: 7 Total: \$3,922

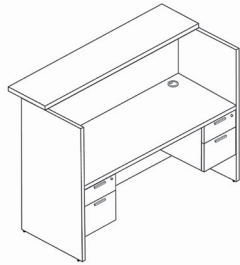
U-SHAPED LEFT-HANDED EXTENDED CORNER BOW FRONT DESK
FULL PEDESTAL + LATERAL FILE



★ U-Shaped Extended Corner
Bow Front Desk
Double Full Pedestals

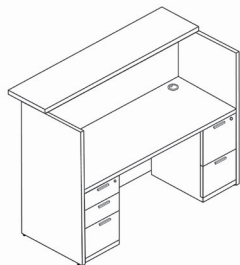
- Left-Handed.
- Fluted edges.
- Bow is 41" at the deepest.
- Vertical grain on the bridge, horizontal grain on desk and credenza.
- Keyhole shaped pulls.
- 5 grommets.
- Kai finishes.

Kai finishes: Espresso (.ESP), Mahogany (.MAHO), Matte White (.WHT), Samoa Gray (.SG), and Walnut (.WN).



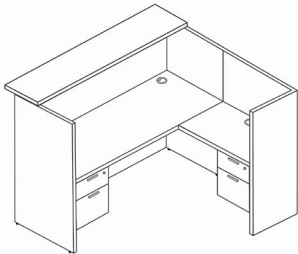
Reception Desk
Double Suspended Pedestals

- Non-fluted edges.
- L-shaped pulls.
- Pedestals are reversible.
- Soft-close drawers.
- Rayne finishes.



Reception Desk
Double Full Pedestals

- Non-fluted edges.
- L-shaped pulls.
- Pedestals are reversible.
- Soft-close drawers.
- Modern kickplates.
- Rayne finishes.



Reception L-Desk
Double Suspended Pedestals

- Non-fluted edges.
- L-shaped pulls.
- Return is reversible.
- Soft-close drawers.
- Rayne finishes.

Product Code: RN-RD3071P-1			
Description	Qty	Model	List Price
Reception Shell - 30" - 36" D x 71" W x 29" - 42" H	1	RN-RD3071	\$1,120
Box/File - 22" D x 15.5" W x 20" H	2	RN-BF24	\$964
Total Shipping Weight: 273 Cartons: 4		Total: \$2,084	

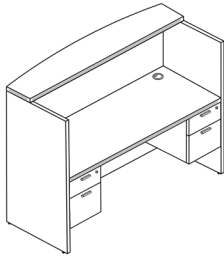
Product Code: RN-RD3071P-2			
Description	Qty	Model	List Price
Reception Shell - 30" - 36" D x 71" W x 29" - 42" H	1	RN-RD3071	\$1,120
Box/Box/File - 22" D x 15.5" W x 28" H	1	RN-BBF24	\$662
File/File - 22" D x 15.5" W x 28" H	1	RN-FF24	\$628
Total Shipping Weight: 319 Cartons: 4		Total: \$2,410	

Product Code: RN-RD7172P-1			
Description	Qty	Model	List Price
Reception Shell - 30" - 36" D x 71" W x 29" - 42" H	1	RN-RD3071	\$1,120
Reception Return - 23.75" D x 42" W x 29" - 42" H	1	RN-RR2442	\$592
Box/File - 22" D x 15.5" W x 20" H	2	RN-BF24	\$964
Total Shipping Weight: 358 Cartons: 5		Total: \$2,676	

Product Code: RD3071P-1			
Description	Qty	Model	List Price
Reception Shell - 30" - 36" D x 71" W x 29" - 42" H	1	RD3071	\$1,073
Box/File - 22" D x 15.5" W x 20" H	2	BF24	\$956
Total Shipping Weight: 262 Cartons: 4		Total: \$2,029	

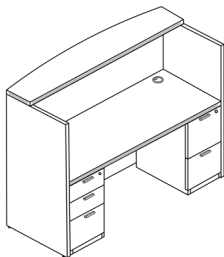
Product Code: RD3071P-2			
Description	Qty	Model	List Price
Reception Shell - 30" - 36" D x 71" W x 29" - 42" H	1	RD3071	\$1,073
Box/Box/File - 22" D x 15.5" W x 28" H	1	BBF24	\$650
File/File - 22" D x 15.5" W x 28" H	1	FF24	\$615
Total Shipping Weight: 297 Cartons: 4		Total: \$2,338	

Product Code: RD7172P-1			
Description	Qty	Model	List Price
Reception Shell - 30" - 36" D x 71" W x 29" - 42" H	1	RD3071	\$1,073
Reception Return - 23.75" D x 42" W x 29" - 42" H	1	RR2442	\$581
Box/File - 22" D x 15.5" W x 20" H	2	BF24	\$956
Total Shipping Weight: 344 Cartons: 5		Total: \$2,610	



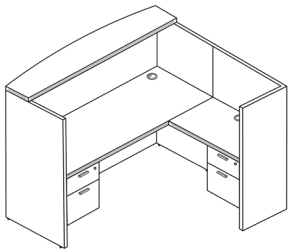
★ Reception Desk
Double Suspended Pedestals

- Fluted edges.
- Bowed transaction top.
- Keyhole shaped pulls.
- Kai finishes.



★ Reception Desk
Double Full Pedestals

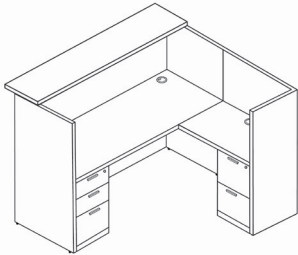
- Fluted edges.
- Bowed transaction top.
- Keyhole shaped pulls.
- Pedestals are reversible.
- 2" kickplates.
- Kai finishes.



★ Reception L-Desk
Double Suspended Pedestals

- Fluted edges.
- Bowed transaction top.
- Keyhole shaped pulls.
- Return is reversible.
- Kai finishes.

★ GSA Contract Item

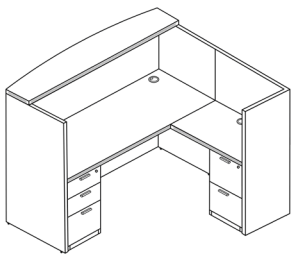


Reception L-Desk
Double Full Pedestals

- Non-fluted edges.
- L-shaped pulls.
- Return is reversible.
- Pedestals are reversible.
- Soft-close drawers.
- Modern kickplates.
- Rayne finishes.

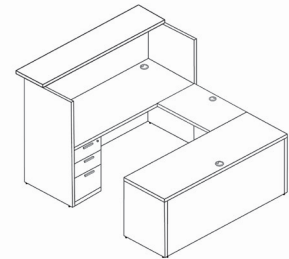
Product Code: RN-RD7172P-2			
Description	Qty	Model	List Price
Reception Shell - 30" - 36" D x 71" W x 29" - 42" H	1	RN-RD3071	\$1,120
Reception Return - 23.75" D x 42" W x 29" - 42" H	1	RN-RR2442	\$592
Box/Box/File - 22" D x 15.5" W x 28" H	1	RN-BBF24	\$662
File/File - 22" D x 15.5" W x 28" H	1	RN-FF24	\$628
Total Shipping Weight: 404 Cartons: 5		Total: \$3,002	

Product Code: RD7172P-2			
Description	Qty	Model	List Price
Reception Shell - 30" - 36" D x 71" W x 29" - 42" H	1	RD3071	\$1,073
Reception Return - 23.75" D x 42" W x 29" - 42" H	1	RR2442	\$581
Box/Box/File - 22" D x 15.5" W x 28" H	1	BBF24	\$650
File/File - 22" D x 15.5" W x 28" H	1	FF24	\$615
Total Shipping Weight: 379 Cartons: 5		Total: \$2,919	



★ Reception Desk
Double Full Pedestals

- Fluted edges.
- Bowed transaction top.
- Keyhole shaped pulls.
- Return is reversible.
- Pedestals are reversible.
- 2" kickplates.
- Kai finishes.

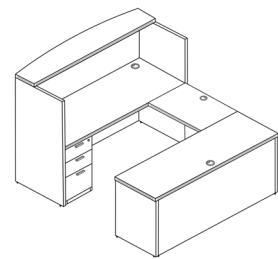


Reception U-Desk
Double Full Pedestals

- Non-fluted edges.
- L-shaped pulls.
- Bridge is reversible.
- Pedestals are reversible.
- Soft-close drawers.
- Modern kickplates.
- Rayne finishes.

Product Code: RN-URD7196P-1			
Description	Qty	Model	List Price
Reception Shell - 30" - 36" D x 71" W x 29" - 42" H	1	RN-RD3071	\$1,120
Bridge - 23.75" D x 42" W x 29" H	1	RN-B2442	\$364
Credenza - 23.75" D x 71" W x 29" H	1	RN-C2471	\$613
Box/Box/File - 22" D x 15.5" W x 28" H	1	RN-BBF24	\$662
File/File - 22" D x 15.5" W x 28" H	1	RN-FF24	\$628
Total Shipping Weight: 475 Cartons: 7			Total: \$3,387
Product Code: RN-URD71102P-1			
Description	Qty	Model	List Price
Reception Shell - 30" - 36" D x 71" W x 29" - 42" H	1	RN-RD3071	\$1,120
Bridge - 23.75" D x 48" W x 29" H	1	RN-B2448	\$396
Credenza - 23.75" D x 71" W x 29" H	1	RN-C2471	\$613
Box/Box/File - 22" D x 15.5" W x 28" H	1	RN-BBF24	\$662
File/File - 22" D x 15.5" W x 28" H	1	RN-FF24	\$628
Total Shipping Weight: 481 Cartons: 7			Total: \$3,419

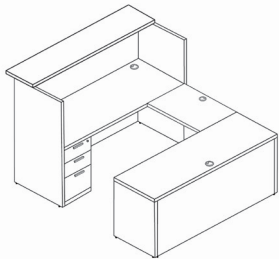
Product Code: URD7196P-1			
Description	Qty	Model	List Price
Reception Shell - 30" - 36" D x 71" W x 29" - 42" H	1	RD3071	\$1,073
Bridge - 23.75" D x 42" W x 29" H	1	B2442	\$360
Credenza - 23.75" D x 71" W x 29" H	1	C2471	\$550
Box/Box/File - 22" D x 15.5" W x 28" H	1	BBF24	\$650
File/File - 22" D x 15.5" W x 28" H	1	FF24	\$615
Total Shipping Weight: 449 Cartons: 7			Total: \$3,263
Product Code: URD71102P-1			
Description	Qty	Model	List Price
Reception Shell - 30" - 36" D x 71" W x 29" - 42" H	1	RD3071	\$1,073
Bridge - 23.75" D x 48" W x 29" H	1	B2448	\$387
Credenza - 23.75" D x 71" W x 29" H	1	C2471	\$550
Box/Box/File - 22" D x 15.5" W x 28" H	1	BBF24	\$650
File/File - 22" D x 15.5" W x 28" H	1	FF24	\$615
Total Shipping Weight: 449 Cartons: 7			Total: \$3,290



★ Reception U-Desk
Double Full Pedestals

- Fluted edges.
- Bowed transaction top.
- Keyhole shaped pulls.
- Bridge is reversible.
- Pedestals are reversible.
- Kai finishes.

Kai finishes: Espresso (.ESP), Mahogany (.MAHO), Matte White (.WHT), Samoa Gray (.SG), and Walnut (.WN).



Reception U-Desk
Full Pedestal + Lateral File

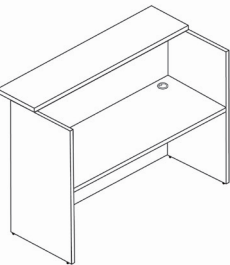
- Non-fluted edges.
- L-shaped pulls.
- Bridge is reversible.
- Storage is reversible.
- Soft-close drawers.
- Modern kickplates.
- Rayne finishes.

Product Code: RN-URD7196P-2			
Description	Qty	Model	List Price
Reception Shell - 30" - 36" D x 71" W x 29" - 42" H	1	RN-RD3071	\$1,120
Bridge - 23.75" D x 42" W x 29" H	1	RN-B2442	\$364
Credenza - 23.75" D x 71" W x 29" H	1	RN-C2471	\$613
Box/Box/File - 22" D x 15.5" W x 28" H	1	RN-BBF24	\$662
Lateral File - 22.5" D x 30.5" W x 29" H	1	RN-L30	\$1,078

Total Shipping Weight: 536 Cartons: 7 Total: \$3,753

Product Code: RN-URD71102P-2			
Description	Qty	Model	List Price
Reception Shell - 30" - 36" D x 71" W x 29" H	1	RN-RD3071	\$1,120
Bridge - 23.75" D x 48" W x 29" H	1	RN-B2448	\$306
Credenza - 23.75" D x 71" W x 29" H	1	RN-C2471	\$613
Box/Box/File - 22" D x 15.5" W x 28" H	1	RN-BBF24	\$662
Lateral File - 22.5" D x 30.5" W x 29" H	1	RN-L30	\$1,078

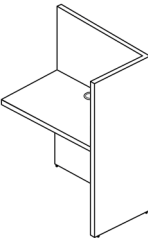
Total Shipping Weight: 542 Cartons: 7 Total: \$3,768



Reception Desk Shell

- Non-fluted edges.
- Can hold 0-2 pedestals.
- 2 grommets.
- Rayne finishes.

Product Code: RN-RD3071			
Description	Weight	Cartons	List Price
Reception Shell - 30" - 36" D x 71" W x 29" - 42" H	177	2	\$1,120



Reception Return

- Non-fluted edges.
- Reversible.
- 1 grommet.
- Rayne finishes.

Product Code: RN-RR2442			
Description	Weight	Cartons	List Price
Return - 23.75" D x 42" W x 29" - 42" H	85	1	\$592

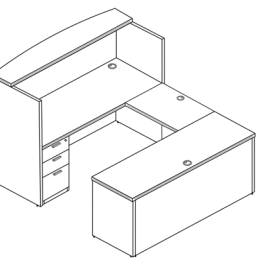
Product Code: URD7196P-2			
Description	Qty	Model	List Price
Reception Shell - 30" - 36" D x 71" W x 29" - 42" H	1	RD3071	\$1,073
Bridge - 23.75" D x 42" W x 29" H	1	B2442	\$387
Credenza - 23.75" D x 71" W x 29" H	1	C2471	\$550
Box/Box/File - 22" D x 15.5" W x 28" H	1	BBF24	\$650
Lateral File - 22.5" D x 30.5" W x 29" H	1	L30	\$1,035

Total Shipping Weight: 499 Cartons: 7 Total: \$3,683

Product Code: URD71102P-2			
Description	Qty	Model	List Price
Reception Shell - 30" - 36" D x 71" W x 29" H	1	RD3071	\$1,073
Bridge - 23.75" D x 48" W x 29" H	1	B2448	\$387
Credenza - 23.75" D x 71" W x 29" H	1	C2471	\$550
Box/Box/File - 22" D x 15.5" W x 28" H	1	BBF24	\$650
Lateral File - 22.5" D x 30.5" W x 29" H	1	L30	\$1,035

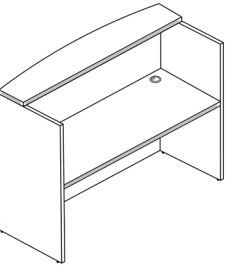
Total Shipping Weight: 499 Cartons: 7 Total: \$3,710

Product Code: RD3071			
Description	Weight	Cartons	List Price
Reception Shell - 30" - 36" D x 71" W x 29" - 42" H	174	2	\$1,073



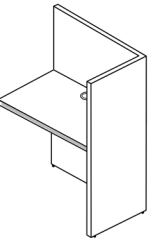
★ Reception U-Desk
Full Pedestal + Lateral File

- Fluted edges.
- Bowed transaction top.
- Keyhole shaped pulls.
- Bridge is reversible.
- Storage is reversible.
- Pedestals are reversible.
- Kai finishes.



★ Reception Desk Shell

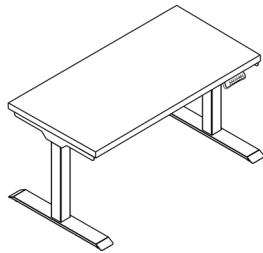
- Fluted edges.
- Bowed transaction top.
- Can hold 0-2 pedestals.
- 2 grommets.
- Kai finishes.



★ Reception Return

- Fluted edges.
- Reversible.
- 1 grommet.
- Kai finishes.

Product Code: RR2442			
Description	Weight	Cartons	List Price
Return - 23.75" D x 42" W x 29" - 42" H	82	1	\$581

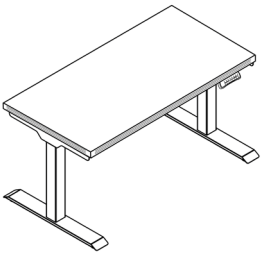


Standing Desk

- Non-Fluted Edges (NF)
- No Grommets (NG)
- Rayne & Kai Finishes except for MAHO
- Base: .SLV .WHT .BLK

Product Code: I_2448.__.NF.NG			
Description	Qty	Model	List Price
Non-Fluted Worksurface - 24" D x 48" W x 1" H	1	WS2448	\$218
Base - 23.6" D x 43.3" - 66.9" W x 27.2" - 46.5" H	1	K-268	\$1,123
Total Shipping Weight: 91 Cartons: 2		Total: \$1,341	
Product Code: I_2460.__.NF.NG			
Description	Qty	Model	List Price
Non-Fluted Worksurface - 24" D x 60" W x 1" H	1	WS2460	\$274
Base - 23.6" D x 43.3" - 66.9" W x 27.2" - 46.5" H	1	K-268	\$1,123
Total Shipping Weight: 99 Cartons: 2		Total: \$1,397	
Product Code: I_2472.__.NF.NG			
Description	Qty	Model	List Price
Non-Fluted Worksurface - 24" D x 72" W x 1" H	1	WS2472	\$274
Base - 23.6" D x 43.3" - 66.9" W x 27.2" - 46.5" H	1	K-268	\$1,123
Total Shipping Weight: 106 Cartons: 2		Total: \$1,451	
Product Code: I_3048.__.NF.NG			
Description	Qty	Model	List Price
Non-Fluted Worksurface - 30" D x 60" W x 1" H	1	WS3060	\$342
Base - 23.6" D x 43.3" - 66.9" W x 27.2" - 46.5" H	1	K-268	\$1,123
Total Shipping Weight: 99 Cartons: 2		Total: \$1,397	
Product Code: I_3060.__.NF.NG			
Description	Qty	Model	List Price
Non-Fluted Worksurface - 30" D x 60" W x 1" H	1	WS3060	\$342
Base - 23.6" D x 43.3" - 66.9" W x 27.2" - 46.5" H	1	K-268	\$1,123
Total Shipping Weight: 107 Cartons: 2		Total: \$1,465	
Product Code: I_3072.__.NF.NG			
Description	Qty	Model	List Price
Non-Fluted Worksurface - 30" D x 72" W x 1" H	1	WS3072	\$404
Base - 23.6" D x 43.3" - 66.9" W x 27.2" - 46.5" H	1	K-268	\$1,123
Total Shipping Weight: 115 Cartons: 2		Total: \$1,527	

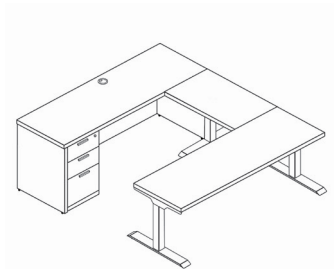
Product Code: I_2448.__.F.NG			
Description	Qty	Model	List Price
Fluted Worksurface - 24" D x 48" W x 1" H	1	WS2448	\$240
Base - 23.6" D x 43.3" - 66.9" W x 27.2" - 46.5" H	1	K-268	\$1,123
Total Shipping Weight: 91 Cartons: 2		Total: \$1,363	
Product Code: I_2460.__.F.NG			
Description	Qty	Model	List Price
Fluted Worksurface - 24" D x 60" W x 1" H	1	WS2460	\$301
Base - 23.6" D x 43.3" - 66.9" W x 27.2" - 46.5" H	1	K-268	\$1,123
Total Shipping Weight: 98 Cartons: 2		Total: \$1,424	
Product Code: I_2472.__.F.NG			
Description	Qty	Model	List Price
Fluted Worksurface - 24" D x 72" W x 1" H	1	WS2472	\$361
Base - 23.6" D x 43.3" - 66.9" W x 27.2" - 46.5" H	1	K-268	\$1,123
Total Shipping Weight: 106 Cartons: 2		Total: \$1,484	
Product Code: I_3048.__.F.NG			
Description	Qty	Model	List Price
Fluted Worksurface - 30" D x 60" W x 1" H	1	WS3060	\$301
Base - 23.6" D x 43.3" - 66.9" W x 27.2" - 46.5" H	1	K-268	\$1,123
Total Shipping Weight: 107 Cartons: 2		Total: \$1,424	
Product Code: I_3060.__.F.NG			
Description	Qty	Model	List Price
Fluted Worksurface - 30" D x 60" W x 1" H	1	WS3060	\$377
Base - 23.6" D x 43.3" - 66.9" W x 27.2" - 46.5" H	1	K-268	\$1,123
Total Shipping Weight: 107 Cartons: 2		Total: \$1,500	
Product Code: I_3072.__.F.NG			
Description	Qty	Model	List Price
Fluted Worksurface - 30" D x 72" W x 1" H	1	WS3072	\$452
Base - 23.6" D x 43.3" - 66.9" W x 27.2" - 46.5" H	1	K-268	\$1,123
Total Shipping Weight: 115 Cartons: 2		Total: \$1,575	



Standing Desk

- Fluted Edges (F)
- No Grommets (NG)
- Kai Finishes Only
- Base: .SLV .WHT .BLK

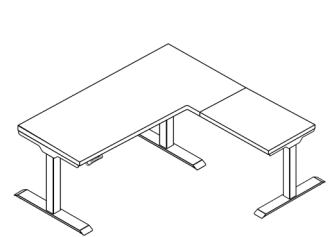
Product Code: I_2448.__.F.NG			
Description	Qty	Model	List Price
Fluted Worksurface - 24" D x 48" W x 1" H	1	WS2448	\$240
Base - 23.6" D x 43.3" - 66.9" W x 27.2" - 46.5" H	1	K-268	\$1,123
Total Shipping Weight: 91 Cartons: 2			Total: \$1,363
Product Code: I_2460.__.F.NG			
Description	Qty	Model	List Price
Fluted Worksurface - 24" D x 60" W x 1" H	1	WS2460	\$301
Base - 23.6" D x 43.3" - 66.9" W x 27.2" - 46.5" H	1	K-268	\$1,123
Total Shipping Weight: 98 Cartons: 2			Total: \$1,424
Product Code: I_2472.__.F.NG			
Description	Qty	Model	List Price
Fluted Worksurface - 24" D x 72" W x 1" H	1	WS2472	\$361
Base - 23.6" D x 43.3" - 66.9" W x 27.2" - 46.5" H	1	K-268	\$1,123
Total Shipping Weight: 106 Cartons: 2			Total: \$1,484
Product Code: I_3048.__.F.NG			
Description	Qty	Model	List Price
Fluted Worksurface - 30" D x 60" W x 1" H	1	WS3060	\$301
Base - 23.6" D x 43.3" - 66.9" W x 27.2" - 46.5" H	1	K-268	\$1,123
Total Shipping Weight: 107 Cartons: 2			Total: \$1,424
Product Code: I_3060.__.F.NG			
Description	Qty	Model	List Price
Fluted Worksurface - 30" D x 60" W x 1" H	1	WS3060	\$377
Base - 23.6" D x 43.3" - 66.9" W x 27.2" - 46.5" H	1	K-268	\$1,123
Total Shipping Weight: 107 Cartons: 2			Total: \$1,500
Product Code: I_3072.__.F.NG			
Description	Qty	Model	List Price
Fluted Worksurface - 30" D x 72" W x 1" H	1	WS3072	\$452
Base - 23.6" D x 43.3" - 66.9" W x 27.2" - 46.5" H	1	K-268	\$1,123
Total Shipping Weight: 115 Cartons: 2			Total: \$1,575



Standing Desk

- Non-Fluted Edges (NF)
- No Grommets (NG)
- Rayne Finishes Only
- Base: .SLV .WHT .BLK

Product Code: IR_U7196P-5.__.NF.NG			
Description	Qty	Model	List Price
Non-Fluted Worksurface - 24" - 36" D x 60" W x 1" H	1	WSEC2460	\$327
Non-Fluted Worksurface - 24" D x 24" W x 1" H	1	WS2424	\$109
Base - 27.2"-46.5" D x 43.3"-66.9" W x 27.2"-46.5" H	1	K-240L	\$2,066
Credenza - 23.75" D x 71" W x 29" H	1	RN-C2471	\$613
Box/Box/File - 22" D x 15.5" W x 28" H	1	RN-BBF24	\$662
Total Shipping Weight: 342 Cartons: 7		Total: \$3,883	



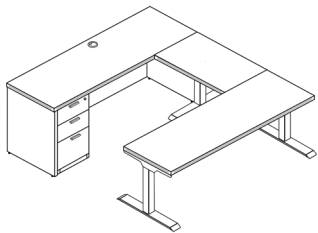
Standing Desk

- Non-Fluted Edges (NF)
- No Grommets (NG)
- Rayne Finishes Only
- Base: .SLV .WHT .BLK

Product Code: I_6060.__.NF.NG			
Description	Qty	Model	List Price
Non-Fluted Worksurface - 24" - 36" D x 60" W x 1" H	1	WSEC2460	\$327
Non-Fluted Worksurface - 24" D x 24" W x 1" H	1	WS2424	\$109
Base - 27.2"-46.5" D x 43.3"-66.9" W x 27.2"-46.5" H	1	K-240L	\$2,066
Total Shipping Weight: 164 Cartons: 2		Total: \$2,502	

Product Code: I_7172.__.NF.NG			
Description	Qty	Model	List Price
Non-Fluted Worksurface - 24" - 36" D x 72" W x 1" H	1	WSEC2472	\$377
Non-Fluted Worksurface - 24" D x 24" W x 1" H	1	WS2436	\$165
Base - 27.2"-46.5" D x 43.3"-66.9" W x 27.2"-46.5" H	1	K-240L	\$2,066
Total Shipping Weight: 170 Cartons: 2		Total: \$2,608	

Product Code: IK_U7196P-5.__.F.NG			
Description	Qty	Model	List Price
Fluted Worksurface - 24" - 36" D x 60" W x 1" H	1	WSEC2460	\$360
Fluted Worksurface - 24" D x 24" W x 1" H	1	WS2424	\$121
Base - 27.2"-46.5" D x 43.3"-66.9" W x 27.2"-46.5" H	1	K-240L	\$2,066
Credenza - 23.75" D x 71" W x 29" H	1	C2471	\$565
Box/Box/File - 22" D x 15.5" W x 28" H	1	BBF24	\$650
Total Shipping Weight: 327 Cartons: 7		Total: \$3,878	

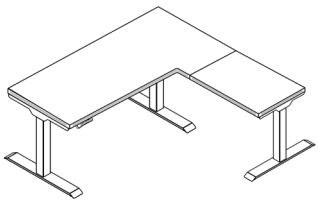


Standing Desk

- Fluted Edges (F)
- No Grommets (NG)
- Kai Finishes Only
- Base: .SLV .WHT .BLK

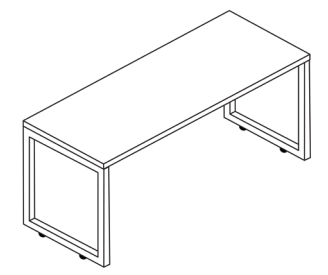
Product Code: I_6060.__.F.NG			
Description	Qty	Model	List Price
Fluted Worksurface - 24" - 36" D x 60" W x 1" H	1	WSEC2460	\$360
Fluted Worksurface - 24" D x 24" W x 1" H	1	WS2424	\$121
Base - 27.2"-46.5" D x 43.3"-66.9" W x 27.2"-46.5" H	1	K-240L	\$2,066
Total Shipping Weight: 165 Cartons: 2		Total: \$2,547	

Product Code: I_7172.__.F.NG			
Description	Qty	Model	List Price
Fluted Worksurface - 24" - 36" D x 72" W x 1" H	1	WSEC2472	\$415
Fluted Worksurface - 24" D x 24" W x 1" H	1	WS2436	\$182
Base - 27.2"-46.5" D x 43.3"-66.9" W x 27.2"-46.5" H	1	K-240L	\$2,066
Total Shipping Weight: 171 Cartons: 2		Total: \$2,663	



Standing Desk

- Fluted Edges (F)
- No Grommets (NG)
- Kai Finishes Only
- Base: .SLV .WHT .BLK

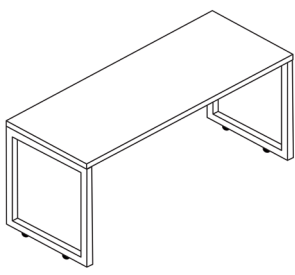


Metal Leg Desk

- Non-Fluted Edges (NF)
- No Grommets (NG)
- Rayne Finishes Only
- Base: .SLV .WHT .BLK

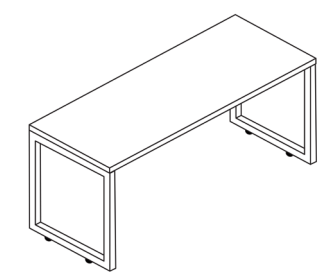
Product Code: FD_2448.__.NF.NG			
Description	Qty	Model	List Price
Non-Fluted Worksurface - 24" D x 48" W x 1" H	1	WS2448	\$218
Adjustable Bar - 1" D x 42" - 58" W x 2" H	1	MB42	\$173
Metal O-Leg - 2.37" D x 23.5" W x 28" H	2	ML24	\$414
Total Shipping Weight: 58		Cartons: 4	Total: \$1,219
Product Code: FD_2460.__.NF.NG			
Description	Qty	Model	List Price
Non-Fluted Worksurface - 24" D x 60" W x 1" H	1	WS2460	\$274
Adjustable Bar - 1" D x 60" - 75" W x 2" H	1	MB60	\$198
Metal O-Leg - 2.37" D x 23.5" W x 28" H	2	ML24	\$414
Total Shipping Weight: 67		Cartons: 4	Total: \$1,275
Product Code: FD_2472.__.NF.NG			
Description	Qty	Model	List Price
Non-Fluted Worksurface - 24" D x 72" W x 1" H	1	WS2472	\$274
Adjustable Bar - 1" D x 60" - 75" W x 2" H	1	MB60	\$198
Metal O-Leg - 2.37" D x 23.5" W x 28" H	2	ML24	\$414
Total Shipping Weight: 74		Cartons: 4	Total: \$1,354
Product Code: FD_3048.__.NF.NG			
Description	Qty	Model	List Price
Non-Fluted Worksurface - 30" D x 48" W x 1" H	1	WS3048	\$342
Adjustable Bar - 1" D x 42" - 58" W x 2" H	1	MB42	\$173
Metal O-Leg - 2.37" D x 29.63" W x 28" H	1	ML30	\$906
Total Shipping Weight: 70		Cartons: 4	Total: \$1,353
Product Code: FD_3060.__.NF.NG			
Description	Qty	Model	List Price
Non-Fluted Worksurface - 30" D x 60" W x 1" H	1	WS3060	\$342
Adjustable Bar - 1" D x 60" - 75" W x 2" H	1	MB60	\$198
Metal O-Leg - 2.37" D x 29.63" W x 28" H	1	ML30	\$906
Total Shipping Weight: 81		Cartons: 4	Total: \$1,421
Product Code: FD_3066.__.NF.NG			
Description	Qty	Model	List Price
Non-Fluted Worksurface - 30" D x 66" W x 1" H	1	WS3066	\$380
Adjustable Bar - 1" D x 60" - 75" W x 2" H	1	MB60	\$198
Metal O-Leg - 2.37" D x 29.63" W x 28" H	1	ML30	\$906
Total Shipping Weight: 85		Cartons: 4	Total: \$1,484

Product Code: FD_2448.__.F.NG			
Description	Qty	Model	List Price
Fluted Worksurface - 24" D x 48" W x 1" H	1	WS2448	\$240
Adjustable Bar - 1" D x 42" - 58" W x 2" H	1	MB42	\$173
Metal O-Leg - 2.37" D x 23.5" W x 28" H	2	ML24	\$414
Total Shipping Weight: 58		Cartons: 4	Total: \$1,241
Product Code: FD_2460.__.F.NG			
Description	Qty	Model	List Price
Fluted Worksurface - 24" D x 60" W x 1" H	1	WS2460	\$301
Adjustable Bar - 1" D x 60" - 75" W x 2" H	1	MB60	\$198
Metal O-Leg - 2.37" D x 23.5" W x 28" H	2	ML24	\$414
Total Shipping Weight: 68		Cartons: 4	Total: \$1,302
Product Code: FD_2472.__.F.NG			
Description	Qty	Model	List Price
Fluted Worksurface - 24" D x 72" W x 1" H	1	WS2472	\$361
Adjustable Bar - 1" D x 60" - 75" W x 2" H	1	MB60	\$198
Metal O-Leg - 2.37" D x 23.5" W x 28" H	2	ML24	\$414
Total Shipping Weight: 75		Cartons: 4	Total: \$1,387
Product Code: FD_3048.__.F.NG			
Description	Qty	Model	List Price
Fluted Worksurface - 30" D x 48" W x 1" H	1	WS3048	\$301
Adjustable Bar - 1" D x 42" - 58" W x 2" H	1	MB42	\$173
Metal O-Leg - 2.37" D x 29.63" W x 28" H	1	ML30	\$906
Total Shipping Weight: 73		Cartons: 4	Total: \$1,380
Product Code: FD_3060.__.F.NG			
Description	Qty	Model	List Price
Fluted Worksurface - 30" D x 60" W x 1" H	1	WS3060	\$377
Adjustable Bar - 1" D x 60" - 75" W x 2" H	1	MB60	\$198
Metal O-Leg - 2.37" D x 29.63" W x 28" H	1	ML30	\$906
Total Shipping Weight: 81		Cartons: 4	Total: \$1,456
Product Code: FD_3066.__.F.NG			
Description	Qty	Model	List Price
Fluted Worksurface - 30" D x 66" W x 1" H	1	WS3066	\$419
Adjustable Bar - 1" D x 60" - 75" W x 2" H	1	MB60	\$198
Metal O-Leg - 2.37" D x 29.63" W x 28" H	1	ML30	\$906
Total Shipping Weight: 84		Cartons: 4	Total: \$1,523



Metal Leg Desk

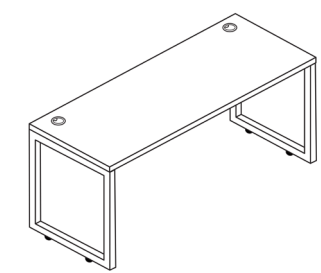
- Fluted Edges (F)
- No Grommets (NG)
- Kai Finishes Only
- Base: .SLV .WHT .BLK



Metal Leg Desk

- Non-Fluted Edges (NF)
- No Grommets (NG)
- Rayne Finishes Only
- Base: .SLV .WHT .BLK

Product Code: FD_3072.__.NF.NG			
Description	Qty	Model	List Price
Non-Fluted Worksurface - 30" D x 72" W x 1" H	1	WS3072	\$404
Adjustable Bar - 1" D x 60" - 75" W x 2" H	1	MB60	\$198
Metal O-Leg - 2.37" D x 29.63" W x 28" H	1	ML30	\$906
Total Shipping Weight: 90		Cartons: 4	Total: \$1,508
Product Code: FD_3672.__.NF.NG			
Description	Qty	Model	List Price
Non-Fluted Worksurface - 36" D x 72" W x 1" H	1	WS3672	\$509
Adjustable Bar - 1" D x 60" - 75" W x 2" H	1	MB60	\$198
Metal O-Leg - 2.37" D x 35.5" W x 28" H	1	ML36	\$1,034
Total Shipping Weight: 104		Cartons: 4	Total: \$1,741



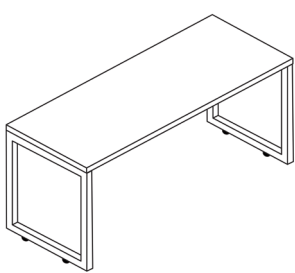
Metal Leg Desk

- 24" x 48" has one grommet due to size.
- Non-Fluted Edges (NF)
- Grommets (G)
- Coastal Dune has black grommets, Harbor Elm has silver.
- Rayne Finishes Only
- Base: .SLV .WHT .BLK

Product Code: FD_2448.__.NF.G			
Description	Qty	Model	List Price
Non-Fluted Worksurface - 24" D x 48" W x 1" H	1	WS2448	\$218
Grommet - 2.5" D x 2.5" W x 1" H	1	K-25	\$20
Adjustable Bar - 1" D x 42" - 58" W x 2" H	1	MB42	\$173
Metal O-Leg - 2.37" D x 23.5" W x 28" H	2	ML24	\$414
Total Shipping Weight: 58		Cartons: 4	Total: \$1,252
Product Code: FD_2460.__.NF.G			
Description	Qty	Model	List Price
Non-Fluted Worksurface - 24" D x 60" W x 1" H	1	WS2460	\$274
Grommet - 2.5" D x 2.5" W x 1" H	2	K-25	\$40
Adjustable Bar - 1" D x 60" - 75" W x 2" H	1	MB60	\$198
Metal O-Leg - 2.37" D x 23.5" W x 28" H	2	ML24	\$414
Total Shipping Weight: 67		Cartons: 4	Total: \$1,297
Product Code: FD_2472.__.NF.G			
Description	Qty	Model	List Price
Non-Fluted Worksurface - 24" D x 72" W x 1" H	1	WS2472	\$274
Grommet - 2.5" D x 2.5" W x 1" H	2	K-25	\$40
Adjustable Bar - 1" D x 60" - 75" W x 2" H	1	MB60	\$198
Metal O-Leg - 2.37" D x 23.5" W x 28" H	2	ML24	\$414
Total Shipping Weight: 74		Cartons: 4	Total: \$1,376

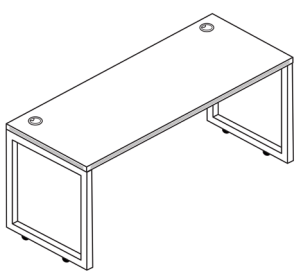
Product Code: FD_3072.__.F.NG			
Description	Qty	Model	List Price
Fluted Worksurface - 30" D x 72" W x 1" H	1	WS3072	\$452
Adjustable Bar - 1" D x 60" - 75" W x 2" H	1	MB60	\$198
Metal O-Leg - 2.37" D x 29.63" W x 28" H	1	ML30	\$906
Total Shipping Weight: 89		Cartons: 4	Total: \$1,556
Product Code: FD_3672.__.F.NG			
Description	Qty	Model	List Price
Fluted Worksurface - 36" D x 72" W x 1" H	1	WS3672	\$561
Adjustable Bar - 1" D x 60" - 75" W x 2" H	1	MB60	\$198
Metal O-Leg - 2.37" D x 35.5" W x 28" H	1	ML36	\$1,034
Total Shipping Weight: 103		Cartons: 4	Total: \$1,793

Product Code: FD_2448.__.F.G			
Description	Qty	Model	List Price
Fluted Worksurface - 24" D x 48" W x 1" H	1	WS2448	\$240
Grommet - 2.5" D x 2.5" W x 1" H	1	K-25	\$20
Adjustable Bar - 1" D x 42" - 58" W x 2" H	1	MB42	\$173
Metal O-Leg - 2.37" D x 23.5" W x 28" H	2	ML24	\$414
Total Shipping Weight: 58		Cartons: 4	Total: \$1,258
Product Code: FD_2460.__.F.G			
Description	Qty	Model	List Price
Fluted Worksurface - 24" D x 60" W x 1" H	1	WS2460	\$301
Grommet - 2.5" D x 2.5" W x 1" H	2	K-25	\$40
Adjustable Bar - 1" D x 60" - 75" W x 2" H	1	MB60	\$198
Metal O-Leg - 2.37" D x 23.5" W x 28" H	2	ML24	\$414
Total Shipping Weight: 68		Cartons: 4	Total: \$1,324
Product Code: FD_2472.__.F.G			
Description	Qty	Model	List Price
Fluted Worksurface - 24" D x 72" W x 1" H	1	WS2472	\$361
Grommet - 2.5" D x 2.5" W x 1" H	2	K-25	\$40
Adjustable Bar - 1" D x 60" - 75" W x 2" H	1	MB60	\$198
Metal O-Leg - 2.37" D x 23.5" W x 28" H	2	ML24	\$414
Total Shipping Weight: 75		Cartons: 4	Total: \$1,409



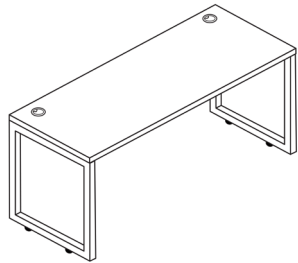
Metal Leg Desk

- Fluted Edges (F)
- No Grommets (NG)
- Kai Finishes Only
- Base: .SLV .WHT .BLK



Metal Leg Desk

- 24" x 48" has one grommet due to size.
- Fluted Edges (F)
- Grommets (G)
- Grommets are black.
- Kai Finishes Only
- Base: .SLV .WHT .BLK



Metal Leg Desk

- 24" x 48" has one grommet due to size.
- Non-Fluted Edges (NF)
- Grommets (G)
- Coastal Dune has black grommets, Harbor Elm has silver.
- Rayne Finishes Only
- Base: .SLV .WHT .BLK

Product Code: FD_3048.__.NF.G			
Description	Qty	Model	List Price
Non-Fluted Worksurface - 30" D x 48" W x 1" H	1	WS3048	\$342
Grommet - 2.5" D x 2.5" W x 1" H	2	K-25	\$40
Adjustable Bar - 1" D x 42" - 58" W x 2" H	1	MB42	\$173
Metal O-Leg - 2.37" D x 29.63" W x 28" H	1	ML30	\$906

Total Shipping Weight: 70	Cartons: 4	Total: \$1,375
---------------------------	------------	----------------

Product Code: FD_3060.__.NF.G			
Description	Qty	Model	List Price
Non-Fluted Worksurface - 30" D x 60" W x 1" H	1	WS3060	\$342
Grommet - 2.5" D x 2.5" W x 1" H	2	K-25	\$40
Adjustable Bar - 1" D x 60" - 75" W x 2" H	1	MB60	\$198
Metal O-Leg - 2.37" D x 29.63" W x 28" H	1	ML30	\$906

Total Shipping Weight: 81	Cartons: 4	Total: \$1,443
---------------------------	------------	----------------

Product Code: FD_3066.__.NF.G			
Description	Qty	Model	List Price
Non-Fluted Worksurface - 30" D x 66" W x 1" H	1	WS3066	\$380
Grommet - 2.5" D x 2.5" W x 1" H	2	K-25	\$40
Adjustable Bar - 1" D x 60" - 75" W x 2" H	1	MB60	\$198
Metal O-Leg - 2.37" D x 29.63" W x 28" H	1	ML30	\$906

Total Shipping Weight: 85	Cartons: 4	Total: \$1,506
---------------------------	------------	----------------

Product Code: FD_3072.__.NF.G			
Description	Qty	Model	List Price
Non-Fluted Worksurface - 30" D x 72" W x 1" H	1	WS3072	\$404
Grommet - 2.5" D x 2.5" W x 1" H	2	K-25	\$40
Adjustable Bar - 1" D x 60" - 75" W x 2" H	1	MB60	\$198
Metal O-Leg - 2.37" D x 29.63" W x 28" H	1	ML30	\$906

Total Shipping Weight: 90	Cartons: 4	Total: \$1,530
---------------------------	------------	----------------

Product Code: FD_3672.__.NF.G			
Description	Qty	Model	List Price
Non-Fluted Worksurface - 36" D x 72" W x 1" H	1	WS3672	\$509
Grommet - 2.5" D x 2.5" W x 1" H	2	K-25	\$40
Adjustable Bar - 1" D x 60" - 75" W x 2" H	1	MB60	\$198
Metal O-Leg - 2.37" D x 35.5" W x 28" H	1	ML36	\$1,034

Total Shipping Weight: 104	Cartons: 4	Total: \$1,763
----------------------------	------------	----------------

Product Code: FD_3048.__.F.G			
Description	Qty	Model	List Price
Fluted Worksurface - 30" D x 48" W x 1" H	1	WS3048	\$301
Grommet - 2.5" D x 2.5" W x 1" H	2	K-25	\$40
Adjustable Bar - 1" D x 42" - 58" W x 2" H	1	MB42	\$173
Metal O-Leg - 2.37" D x 29.63" W x 28" H	1	ML30	\$906

Total Shipping Weight: 73	Cartons: 4	Total: \$1,414
---------------------------	------------	----------------

Product Code: FD_3060.__.F.G			
Description	Qty	Model	List Price
Fluted Worksurface - 30" D x 60" W x 1" H	1	WS3060	\$377
Grommet - 2.5" D x 2.5" W x 1" H	2	K-25	\$40
Adjustable Bar - 1" D x 60" - 75" W x 2" H	1	MB60	\$198
Metal O-Leg - 2.37" D x 29.63" W x 28" H	1	ML30	\$906

Total Shipping Weight: 81	Cartons: 4	Total: \$1,490
---------------------------	------------	----------------

Product Code: FD_3066.__.F.G			
Description	Qty	Model	List Price
Fluted Worksurface - 30" D x 66" W x 1" H	1	WS3066	\$419
Grommet - 2.5" D x 2.5" W x 1" H	2	K-25	\$40
Adjustable Bar - 1" D x 60" - 75" W x 2" H	1	MB60	\$198
Metal O-Leg - 2.37" D x 29.63" W x 28" H	1	ML30	\$906

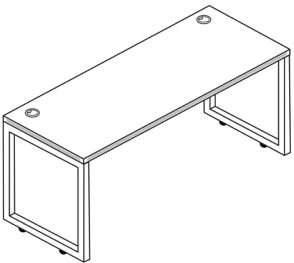
Total Shipping Weight: 84	Cartons: 4	Total: \$1,557
---------------------------	------------	----------------

Product Code: FD_3072.__.F.G			
Description	Qty	Model	List Price
Fluted Worksurface - 30" D x 72" W x 1" H	1	WS3072	\$452
Grommet - 2.5" D x 2.5" W x 1" H	2	K-25	\$40
Adjustable Bar - 1" D x 60" - 75" W x 2" H	1	MB60	\$198
Metal O-Leg - 2.37" D x 29.63" W x 28" H	1	ML30	\$906

Total Shipping Weight: 89	Cartons: 4	Total: \$1,590
---------------------------	------------	----------------

Product Code: FD_3672.__.F.G			
Description	Qty	Model	List Price
Fluted Worksurface - 36" D x 72" W x 1" H	1	WS3672	\$561
Grommet - 2.5" D x 2.5" W x 1" H	2	K-25	\$40
Adjustable Bar - 1" D x 60" - 75" W x 2" H	1	MB60	\$198
Metal O-Leg - 2.37" D x 35.5" W x 28" H	1	ML36	\$1,034

Total Shipping Weight: 103	Cartons: 4	Total: \$1,827
----------------------------	------------	----------------



Metal Leg Desk

- 24" x 48" has one grommet due to size.
- Fluted Edges (F)
- Grommets (G)
- Grommets are black.
- Kai Finishes Only
- Base: .SLV .WHT .BLK

Product Code: FD_3048.__.F.G			
Description	Qty	Model	List Price
Fluted Worksurface - 30" D x 48" W x 1" H	1	WS3048	\$301
Grommet - 2.5" D x 2.5" W x 1" H	2	K-25	\$40
Adjustable Bar - 1" D x 42" - 58" W x 2" H	1	MB42	\$173
Metal O-Leg - 2.37" D x 29.63" W x 28" H	1	ML30	\$906

Total Shipping Weight: 73	Cartons: 4	Total: \$1,414
---------------------------	------------	----------------

Product Code: FD_3060.__.F.G			
Description	Qty	Model	List Price
Fluted Worksurface - 30" D x 60" W x 1" H	1	WS3060	\$377
Grommet - 2.5" D x 2.5" W x 1" H	2	K-25	\$40
Adjustable Bar - 1" D x 60" - 75" W x 2" H	1	MB60	\$198
Metal O-Leg - 2.37" D x 29.63" W x 28" H	1	ML30	\$906

Total Shipping Weight: 81	Cartons: 4	Total: \$1,490
---------------------------	------------	----------------

Product Code: FD_3066.__.F.G			
Description	Qty	Model	List Price
Fluted Worksurface - 30" D x 66" W x 1" H	1	WS3066	\$419
Grommet - 2.5" D x 2.5" W x 1" H	2	K-25	\$40
Adjustable Bar - 1" D x 60" - 75" W x 2" H	1	MB60	\$198
Metal O-Leg - 2.37" D x 29.63" W x 28" H	1	ML30	\$906

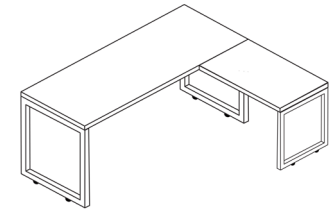
Total Shipping Weight: 84	Cartons: 4	Total: \$1,557
---------------------------	------------	----------------

Product Code: FD_3072.__.F.G			
Description	Qty	Model	List Price
Fluted Worksurface - 30" D x 72" W x 1" H	1	WS3072	\$452
Grommet - 2.5" D x 2.5" W x 1" H	2	K-25	\$40
Adjustable Bar - 1" D x 60" - 75" W x 2" H	1	MB60	\$198
Metal O-Leg - 2.37" D x 29.63" W x 28" H	1	ML30	\$906

Total Shipping Weight: 89	Cartons: 4	Total: \$1,590
---------------------------	------------	----------------

Product Code: FD_3672.__.F.G			
Description	Qty	Model	List Price
Fluted Worksurface - 36" D x 72" W x 1" H	1	WS3672	\$561
Grommet - 2.5" D x 2.5" W x 1" H	2	K-25	\$40
Adjustable Bar - 1" D x 60" - 75" W x 2" H	1	MB60	\$198
Metal O-Leg - 2.37" D x 35.5" W x 28" H	1	ML36	\$1,034

Total Shipping Weight: 103	Cartons: 4	Total: \$1,827
----------------------------	------------	----------------



Metal Leg Desk

- 24" x 48" has one grommet due to size.
- Non-Fluted Edges (NF)
- No Grommets (NG)
- Rayne Finishes Only
- Base: .SLV .WHT .BLK

Product Code: FD_6066.__.NF.NG			
Description	Qty	Model	List Price
Non-Fluted Worksurface - 30" D x 60" W x 1" H	1	WS3060	\$342
Non-Fluted Worksurface - 24" D x 36" W x 1" H	1	WS2436	\$165
Adjustable Bar - 1" D x 42" - 58" W x 2" H	1	MB42	\$173
Adjustable Bar - 1" D x 60" - 75" W x 2" H	1	MB60	\$198
Metal O-Leg - 2.37" D x 23.5" W x 28" H	1	ML24	\$414
Metal O-Leg - 2.37" D x 29.63" W x 28" H	1	ML30	\$906

Total Shipping Weight: 120 Cartons: 6 Total: \$2,173

Product Code: FD_6072.__.NF.NG			
Description	Qty	Model	List Price
Non-Fluted Worksurface - 30" D x 60" W x 1" H	1	WS3060	\$342
Non-Fluted Worksurface - 24" D x 42" W x 1" H	1	WS2442	\$192
Adjustable Bar - 1" D x 42" - 58" W x 2" H	1	MB42	\$173
Adjustable Bar - 1" D x 60" - 75" W x 2" H	1	MB60	\$198
Metal O-Leg - 2.37" D x 23.5" W x 28" H	1	ML24	\$414
Metal O-Leg - 2.37" D x 29.63" W x 28" H	1	ML30	\$906

Total Shipping Weight: 123 Cartons: 6 Total: \$2,200

Product Code: FD_6078.__.NF.NG			
Description	Qty	Model	List Price
Non-Fluted Worksurface - 30" D x 60" W x 1" H	1	WS3060	\$342
Non-Fluted Worksurface - 24" D x 48" W x 1" H	1	WS2448	\$218
Adjustable Bar - 1" D x 42" - 58" W x 2" H	1	MB42	\$173
Adjustable Bar - 1" D x 60" - 75" W x 2" H	1	MB60	\$198
Metal O-Leg - 2.37" D x 23.5" W x 28" H	1	ML24	\$414
Metal O-Leg - 2.37" D x 29.63" W x 28" H	1	ML30	\$906

Total Shipping Weight: 126 Cartons: 6 Total: \$2,251

Product Code: FD_6672.__.NF.NG			
Description	Qty	Model	List Price
Non-Fluted Worksurface - 30" D x 66" W x 1" H	1	WS3066	\$380
Non-Fluted Worksurface - 24" D x 42" W x 1" H	1	WS2442	\$192
Adjustable Bar - 1" D x 42" - 58" W x 2" H	1	MB42	\$173
Adjustable Bar - 1" D x 60" - 75" W x 2" H	1	MB60	\$198
Metal O-Leg - 2.37" D x 23.5" W x 28" H	1	ML24	\$414
Metal O-Leg - 2.37" D x 29.63" W x 28" H	1	ML30	\$906

Total Shipping Weight: 126 Cartons: 6 Total: \$2,263

Product Code: FD_6066.__.F.NG			
Description	Qty	Model	List Price
Fluted Worksurface - 30" D x 60" W x 1" H	1	WS3060	\$377
Fluted Worksurface - 24" D x 36" W x 1" H	1	WS2436	\$182
Adjustable Bar - 1" D x 42" - 58" W x 2" H	1	MB42	\$173
Adjustable Bar - 1" D x 60" - 75" W x 2" H	1	MB60	\$198
Metal O-Leg - 2.37" D x 23.5" W x 28" H	1	ML24	\$414
Metal O-Leg - 2.37" D x 29.63" W x 28" H	1	ML30	\$906

Total Shipping Weight: 120 Cartons: 6 Total: \$2,225

Product Code: FD_6072.__.F.NG			
Description	Qty	Model	List Price
Fluted Worksurface - 30" D x 60" W x 1" H	1	WS3060	\$377
Fluted Worksurface - 24" D x 42" W x 1" H	1	WS2442	\$212
Adjustable Bar - 1" D x 42" - 58" W x 2" H	1	MB42	\$173
Adjustable Bar - 1" D x 60" - 75" W x 2" H	1	MB60	\$198
Metal O-Leg - 2.37" D x 23.5" W x 28" H	1	ML24	\$414
Metal O-Leg - 2.37" D x 29.63" W x 28" H	1	ML30	\$906

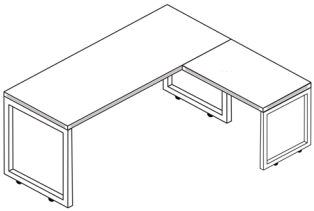
Total Shipping Weight: 123 Cartons: 6 Total: \$2,255

Product Code: FD_6078.__.F.NG			
Description	Qty	Model	List Price
Fluted Worksurface - 30" D x 60" W x 1" H	1	WS3060	\$377
Fluted Worksurface - 24" D x 48" W x 1" H	1	WS2448	\$240
Adjustable Bar - 1" D x 42" - 58" W x 2" H	1	MB42	\$173
Adjustable Bar - 1" D x 60" - 75" W x 2" H	1	MB60	\$198
Metal O-Leg - 2.37" D x 23.5" W x 28" H	1	ML24	\$414
Metal O-Leg - 2.37" D x 29.63" W x 28" H	1	ML30	\$906

Total Shipping Weight: 126 Cartons: 6 Total: \$2,308

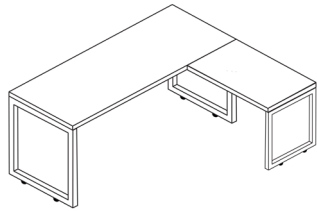
Product Code: FD_6672.__.F.NG			
Description	Qty	Model	List Price
Fluted Worksurface - 30" D x 66" W x 1" H	1	WS3066	\$419
Fluted Worksurface - 24" D x 42" W x 1" H	1	WS2442	\$212
Adjustable Bar - 1" D x 42" - 58" W x 2" H	1	MB42	\$173
Adjustable Bar - 1" D x 60" - 75" W x 2" H	1	MB60	\$198
Metal O-Leg - 2.37" D x 23.5" W x 28" H	1	ML24	\$414
Metal O-Leg - 2.37" D x 29.63" W x 28" H	1	ML30	\$906

Total Shipping Weight: 126 Cartons: 6 Total: \$2,322



Metal Leg Desk

- 24" x 48" has one grommet due to size.
- Fluted Edges (F)
- No Grommets (NG)
- Kai Finishes Only
- Base: .SLV .WHT .BLK



Metal Leg Desk

- 24" x 48" has one grommet due to size.
- Non-Fluted Edges (NF)
- No Grommets (NG)
- Rayne Finishes Only
- Base: .SLV .WHT .BLK

Product Code: FD_6678.__.NF.NG			
Description	Qty	Model	List Price
Non-Fluted Worksurface - 30" D x 66" W x 1" H	1	WS3066	\$380
Non-Fluted Worksurface - 24" D x 48" W x 1" H	1	WS2448	\$218
Adjustable Bar - 1" D x 42" - 58" W x 2" H	1	MB42	\$173
Adjustable Bar - 1" D x 60" - 75" W x 2" H	1	MB60	\$198
Metal O-Leg - 2.37" D x 23.5" W x 28" H	1	ML24	\$414
Metal O-Leg - 2.37" D x 29.63" W x 28" H	1	ML30	\$906

Total Shipping Weight: 129 Cartons: 6 Total: \$2,314

Product Code: FD_7272.__.NF.NG			
Description	Qty	Model	List Price
Non-Fluted Worksurface - 30" D x 72" W x 1" H	1	WS3072	\$404
Non-Fluted Worksurface - 24" D x 42" W x 1" H	1	WS2442	\$192
Adjustable Bar - 1" D x 42" - 58" W x 2" H	1	MB42	\$173
Adjustable Bar - 1" D x 60" - 75" W x 2" H	1	MB60	\$198
Metal O-Leg - 2.37" D x 23.5" W x 28" H	1	ML24	\$414
Metal O-Leg - 2.37" D x 29.63" W x 28" H	1	ML30	\$906

Total Shipping Weight: 132 Cartons: 6 Total: \$2,287

Product Code: FD_7278.__.NF.NG			
Description	Qty	Model	List Price
Non-Fluted Worksurface - 36" D x 72" W x 1" H	1	WS3672	\$509
Non-Fluted Worksurface - 24" D x 42" W x 1" H	1	WS2442	\$192
Adjustable Bar - 1" D x 42" - 58" W x 2" H	1	MB42	\$173
Adjustable Bar - 1" D x 60" - 75" W x 2" H	1	MB60	\$198
Metal O-Leg - 2.37" D x 23.5" W x 28" H	1	ML24	\$414
Metal O-Leg - 2.37" D x 35.5" W x 28" H	1	ML36	\$940

Total Shipping Weight: 144 Cartons: 6 Total: \$2,545

Product Code: FD_7284.__.NF.NG			
Description	Qty	Model	List Price
Non-Fluted Worksurface - 36" D x 72" W x 1" H	1	WS3672	\$509
Non-Fluted Worksurface - 24" D x 48" W x 1" H	1	WS2448	\$218
Adjustable Bar - 1" D x 42" - 58" W x 2" H	1	MB42	\$173
Adjustable Bar - 1" D x 60" - 75" W x 2" H	1	MB60	\$198
Metal O-Leg - 2.37" D x 23.5" W x 28" H	1	ML24	\$414
Metal O-Leg - 2.37" D x 35.5" W x 28" H	1	ML36	\$940

Total Shipping Weight: 147 Cartons: 6 Total: \$2,571

Product Code: FD_6678.__.F.NG			
Description	Qty	Model	List Price
Fluted Worksurface - 30" D x 66" W x 1" H	1	WS3066	\$419
Fluted Worksurface - 24" D x 48" W x 1" H	1	WS2448	\$240
Adjustable Bar - 1" D x 42" - 58" W x 2" H	1	MB42	\$173
Adjustable Bar - 1" D x 60" - 75" W x 2" H	1	MB60	\$198
Metal O-Leg - 2.37" D x 23.5" W x 28" H	1	ML24	\$414
Metal O-Leg - 2.37" D x 29.63" W x 28" H	1	ML30	\$906

Total Shipping Weight: 129 Cartons: 6 Total: \$2,375

Product Code: FD_7272.__.F.NG			
Description	Qty	Model	List Price
Fluted Worksurface - 30" D x 72" W x 1" H	1	WS3072	\$474
Fluted Worksurface - 24" D x 42" W x 1" H	1	WS2442	\$212
Adjustable Bar - 1" D x 42" - 58" W x 2" H	1	MB42	\$173
Adjustable Bar - 1" D x 60" - 75" W x 2" H	1	MB60	\$198
Metal O-Leg - 2.37" D x 23.5" W x 28" H	1	ML24	\$414
Metal O-Leg - 2.37" D x 29.63" W x 28" H	1	ML30	\$906

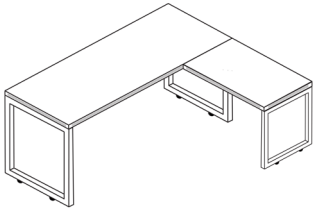
Total Shipping Weight: 132 Cartons: 6 Total: \$2,355

Product Code: FD_7278.__.F.NG			
Description	Qty	Model	List Price
Fluted Worksurface - 36" D x 72" W x 1" H	1	WS3672	\$583
Fluted Worksurface - 24" D x 42" W x 1" H	1	WS2442	\$212
Adjustable Bar - 1" D x 42" - 58" W x 2" H	1	MB42	\$173
Adjustable Bar - 1" D x 60" - 75" W x 2" H	1	MB60	\$198
Metal O-Leg - 2.37" D x 23.5" W x 28" H	1	ML24	\$414
Metal O-Leg - 2.37" D x 35.5" W x 28" H	1	ML36	\$940

Total Shipping Weight: 144 Cartons: 6 Total: \$2,617

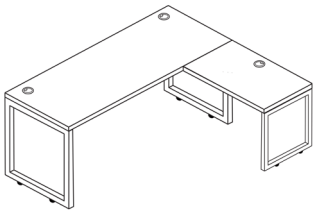
Product Code: FD_7284.__.F.NG			
Description	Qty	Model	List Price
Fluted Worksurface - 36" D x 72" W x 1" H	1	WS3672	\$583
Fluted Worksurface - 24" D x 48" W x 1" H	1	WS2448	\$240
Adjustable Bar - 1" D x 42" - 58" W x 2" H	1	MB42	\$173
Adjustable Bar - 1" D x 60" - 75" W x 2" H	1	MB60	\$198
Metal O-Leg - 2.37" D x 23.5" W x 28" H	1	ML24	\$414
Metal O-Leg - 2.37" D x 29.63" W x 28" H	1	ML36	\$940

Total Shipping Weight: 147 Cartons: 6 Total: \$2,645



Metal Leg Desk

- 24" x 48" has one grommet due to size.
- Fluted Edges (F)
- No Grommets (NG)
- Kai Finishes Only
- Base: .SLV .WHT .BLK



Metal Leg Desk

- Non-Fluted Edges (NF)
- Grommets (G)
- Coastal Dune has black grommets, Harbor Elm has silver.
- Rayne Finishes Only
- Base: .SLV .WHT .BLK

Product Code: FD_6072.__.NF.G			
Description	Qty	Model	List Price
Non-Fluted Worksurface - 30" D x 60" W x 1" H	1	WS3060	\$342
Non-Fluted Worksurface - 24" D x 42" W x 1" H	1	WS2442	\$192
Grommet - 2.5" D x 2.5" W x 1" H	3	K-25	\$60
Adjustable Bar - 1" D x 42" - 58" W x 2" H	1	MB42	\$173
Adjustable Bar - 1" D x 60" - 75" W x 2" H	1	MB60	\$198
Metal O-Leg - 2.37" D x 23.5" W x 28" H	1	ML24	\$414
Metal O-Leg - 2.37" D x 29.63" W x 28" H	1	ML30	\$906

Total Shipping Weight: 123 Cartons: 6 Total: \$2,233

Product Code: FD_6078.__.NF.G			
Description	Qty	Model	List Price
Non-Fluted Worksurface - 30" D x 60" W x 1" H	1	WS3060	\$342
Non-Fluted Worksurface - 24" D x 48" W x 1" H	1	WS2448	\$218
Grommet - 2.5" D x 2.5" W x 1" H	3	K-25	\$60
Adjustable Bar - 1" D x 42" - 58" W x 2" H	1	MB42	\$173
Adjustable Bar - 1" D x 60" - 75" W x 2" H	1	MB60	\$198
Metal O-Leg - 2.37" D x 23.5" W x 28" H	1	ML24	\$414
Metal O-Leg - 2.37" D x 29.63" W x 28" H	1	ML30	\$906

Total Shipping Weight: 126 Cartons: 6 Total: \$2,306

Product Code: FD_6672.__.NF.G			
Description	Qty	Model	List Price
Non-Fluted Worksurface - 30" D x 66" W x 1" H	1	WS3066	\$380
Non-Fluted Worksurface - 24" D x 42" W x 1" H	1	WS2442	\$192
Grommet - 2.5" D x 2.5" W x 1" H	3	K-25	\$60
Adjustable Bar - 1" D x 42" - 58" W x 2" H	1	MB42	\$173
Adjustable Bar - 1" D x 60" - 75" W x 2" H	1	MB60	\$198
Metal O-Leg - 2.37" D x 23.5" W x 28" H	1	ML24	\$414
Metal O-Leg - 2.37" D x 29.63" W x 28" H	1	ML30	\$906

Total Shipping Weight: 126 Cartons: 6 Total: \$2,296

Product Code: FD_6678.__.NF.G			
Description	Qty	Model	List Price
Non-Fluted Worksurface - 30" D x 66" W x 1" H	1	WS3066	\$380
Non-Fluted Worksurface - 24" D x 48" W x 1" H	1	WS2448	\$218
Grommet - 2.5" D x 2.5" W x 1" H	3	K-25	\$60
Adjustable Bar - 1" D x 42" - 58" W x 2" H	1	MB42	\$173
Adjustable Bar - 1" D x 60" - 75" W x 2" H	1	MB60	\$198
Metal O-Leg - 2.37" D x 23.5" W x 28" H	1	ML24	\$414
Metal O-Leg - 2.37" D x 29.63" W x 28" H	1	ML30	\$906

Total Shipping Weight: 129 Cartons: 6 Total: \$2,369

Product Code: FD_6072.__.F.G			
Description	Qty	Model	List Price
Fluted Worksurface - 30" D x 60" W x 1" H	1	WS3060	\$377
Fluted Worksurface - 24" D x 42" W x 1" H	1	WS2442	\$212
Grommet - 2.5" D x 2.5" W x 1" H	3	K-25	\$60
Adjustable Bar - 1" D x 42" - 58" W x 2" H	1	MB42	\$173
Adjustable Bar - 1" D x 60" - 75" W x 2" H	1	MB60	\$198
Metal O-Leg - 2.37" D x 23.5" W x 28" H	1	ML24	\$414
Metal O-Leg - 2.37" D x 29.63" W x 28" H	1	ML30	\$906

Total Shipping Weight: 123 Cartons: 6 Total: \$2,306

Product Code: FD_6078.__.F.G			
Description	Qty	Model	List Price
Fluted Worksurface - 30" D x 60" W x 1" H	1	WS3060	\$377
Fluted Worksurface - 24" D x 48" W x 1" H	1	WS2448	\$240
Grommet - 2.5" D x 2.5" W x 1" H	3	K-25	\$60
Adjustable Bar - 1" D x 42" - 58" W x 2" H	1	MB42	\$173
Adjustable Bar - 1" D x 60" - 75" W x 2" H	1	MB60	\$198
Metal O-Leg - 2.37" D x 23.5" W x 28" H	1	ML24	\$414
Metal O-Leg - 2.37" D x 29.63" W x 28" H	1	ML30	\$906

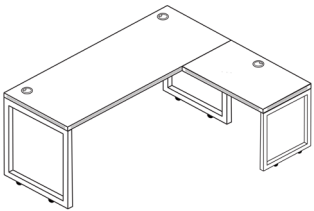
Total Shipping Weight: 126 Cartons: 6 Total: \$2,359

Product Code: FD_6672.__.F.G			
Description	Qty	Model	List Price
Fluted Worksurface - 30" D x 66" W x 1" H	1	WS3066	\$419
Fluted Worksurface - 24" D x 42" W x 1" H	1	WS2442	\$212
Grommet - 2.5" D x 2.5" W x 1" H	3	K-25	\$60
Adjustable Bar - 1" D x 42" - 58" W x 2" H	1	MB42	\$173
Adjustable Bar - 1" D x 60" - 75" W x 2" H	1	MB60	\$198
Metal O-Leg - 2.37" D x 23.5" W x 28" H	1	ML24	\$414
Metal O-Leg - 2.37" D x 29.63" W x 28" H	1	ML30	\$906

Total Shipping Weight: 126 Cartons: 6 Total: \$2,373

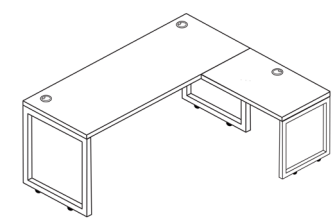
Product Code: FD_6678.__.F.G			
Description	Qty	Model	List Price
Fluted Worksurface - 30" D x 66" W x 1" H	1	WS3066	\$419
Fluted Worksurface - 24" D x 48" W x 1" H	1	WS2448	\$240
Grommet - 2.5" D x 2.5" W x 1" H	3	K-25	\$60
Adjustable Bar - 1" D x 42" - 58" W x 2" H	1	MB42	\$173
Adjustable Bar - 1" D x 60" - 75" W x 2" H	1	MB60	\$198
Metal O-Leg - 2.37" D x 23.5" W x 28" H	1	ML24	\$414
Metal O-Leg - 2.37" D x 29.63" W x 28" H	1	ML30	\$906

Total Shipping Weight: 129 Cartons: 6 Total: \$2,426



Metal Leg Desk

- Fluted Edges (F)
- Grommets (G)
- Grommets are black.
- Kai Finishes Only
- Base: .SLV .WHT .BLK



Metal Leg Desk

- Non-Fluted Edges (NF)
- Grommets (G)
- Coastal Dune has black grommets, Harbor Elm has silver.
- Rayne Finishes Only
- Base: .SLV .WHT .BLK

Product Code: FD_7272.__.NF.G			
Description	Qty	Model	List Price
Non-Fluted Worksurface - 30" D x 72" W x 1" H	1	WS3072	\$404
Non-Fluted Worksurface - 24" D x 42" W x 1" H	1	WS2442	\$192
Grommet - 2.5" D x 2.5" W x 1" H	3	K-25	\$60
Adjustable Bar - 1" D x 42" - 58" W x 2" H	1	MB42	\$173
Adjustable Bar - 1" D x 60" - 75" W x 2" H	1	MB60	\$198
Metal O-Leg - 2.37" D x 23.5" W x 28" H	1	ML24	\$414
Metal O-Leg - 2.37" D x 29.63" W x 28" H	1	ML30	\$906

Total Shipping Weight: 132 Cartons: 6 Total: \$2,320

Product Code: FD_7278.__.NF.G			
Description	Qty	Model	List Price
Non-Fluted Worksurface - 36" D x 72" W x 1" H	1	WS3672	\$509
Non-Fluted Worksurface - 24" D x 42" W x 1" H	1	WS2442	\$192
Grommet - 2.5" D x 2.5" W x 1" H	3	K-25	\$60
Adjustable Bar - 1" D x 42" - 58" W x 2" H	1	MB42	\$173
Adjustable Bar - 1" D x 60" - 75" W x 2" H	1	MB60	\$198
Metal O-Leg - 2.37" D x 23.5" W x 28" H	1	ML24	\$414
Metal O-Leg - 2.37" D x 35.5" W x 28" H	1	ML36	\$940

Total Shipping Weight: 144 Cartons: 6 Total: \$2,578

Product Code: FD_7284.__.NF.G			
Description	Qty	Model	List Price
Non-Fluted Worksurface - 36" D x 72" W x 1" H	1	WS3672	\$509
Non-Fluted Worksurface - 24" D x 48" W x 1" H	1	WS2448	\$218
Grommet - 2.5" D x 2.5" W x 1" H	3	K-25	\$60
Adjustable Bar - 1" D x 42" - 58" W x 2" H	1	MB42	\$173
Adjustable Bar - 1" D x 60" - 75" W x 2" H	1	MB60	\$198
Metal O-Leg - 2.37" D x 23.5" W x 28" H	1	ML24	\$414
Metal O-Leg - 2.37" D x 29.63" W x 28" H	1	ML36	\$940

Total Shipping Weight: 147 Cartons: 6 Total: \$2,626

Product Code: FD_7272.__.F.G			
Description	Qty	Model	List Price
Fluted Worksurface - 30" D x 72" W x 1" H	1	WS3072	\$474
Fluted Worksurface - 24" D x 42" W x 1" H	1	WS2442	\$212
Grommet - 2.5" D x 2.5" W x 1" H	3	K-25	\$60
Adjustable Bar - 1" D x 42" - 58" W x 2" H	1	MB42	\$173
Adjustable Bar - 1" D x 60" - 75" W x 2" H	1	MB60	\$198
Metal O-Leg - 2.37" D x 23.5" W x 28" H	1	ML24	\$414
Metal O-Leg - 2.37" D x 29.63" W x 28" H	1	ML30	\$906

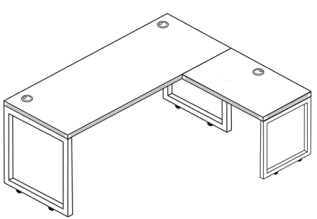
Total Shipping Weight: 133 Cartons: 6 Total: \$2,406

Product Code: FD_7278.__.F.G			
Description	Qty	Model	List Price
Fluted Worksurface - 36" D x 72" W x 1" H	1	WS3672	\$583
Fluted Worksurface - 24" D x 42" W x 1" H	1	WS2442	\$212
Grommet - 2.5" D x 2.5" W x 1" H	3	K-25	\$60
Adjustable Bar - 1" D x 42" - 58" W x 2" H	1	MB42	\$173
Adjustable Bar - 1" D x 60" - 75" W x 2" H	1	MB60	\$198
Metal O-Leg - 2.37" D x 23.5" W x 28" H	1	ML24	\$414
Metal O-Leg - 2.37" D x 35.5" W x 28" H	1	ML36	\$940

Total Shipping Weight: 144 Cartons: 6 Total: \$2,668

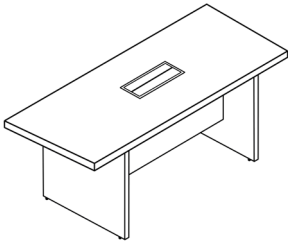
Product Code: FD_7284.__.F.G			
Description	Qty	Model	List Price
Fluted Worksurface - 36" D x 72" W x 1" H	1	WS3672	\$583
Fluted Worksurface - 24" D x 48" W x 1" H	1	WS2448	\$240
Grommet - 2.5" D x 2.5" W x 1" H	3	K-25	\$60
Adjustable Bar - 1" D x 42" - 58" W x 2" H	1	MB42	\$173
Adjustable Bar - 1" D x 60" - 75" W x 2" H	1	MB60	\$198
Metal O-Leg - 2.37" D x 23.5" W x 28" H	1	ML24	\$414
Metal O-Leg - 2.37" D x 29.63" W x 28" H	1	ML36	\$1,034

Total Shipping Weight: 148 Cartons: 6 Total: \$2,696




Metal Leg Desk

- Fluted Edges (F)
- Grommets (G)
- Grommets are black.
- Kai Finishes Only
- Base: .SLV .WHT .BLK



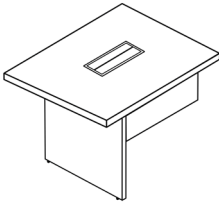
Rectangular Conference Table with Power

- Non-fluted edges.
- Not expandable.
- One power center.
- Top is one solid piece.
- Seats up to 6.



Rectangular Conference Table with Power

- Non-fluted edges.
- Expandable.
- Two power centers.
- Compatible with CTEXT48 conference table extension.
- CT96 seats up to 7.
- CT120 seats up to 8.
- CT144 seats up to 10.



Rectangular Conference Table
Expansion Leaf with Power

- Non-fluted edges.
- One power center.
- Compatible with CT96, CT120, and CT144.
- Seats up to 2 people, 1 on each side.

Product Code: RN-CT72-PW				
Description	Weight	Cartons	List Price	
Powered Table - 35.75" D x 72" W x 29" H	172	4	\$2,160	

Product Code: RN-CT96-PW				
Description	Weight	Cartons	List Price	
Powered Table - 48" D x 96" W x 29" H	197	6	\$3,492	

Product Code: RN-CT120-PW				
Description	Weight	Cartons	List Price	
Powered Table - 48" D x 120" W x 29" H	205	6	\$3,981	

Product Code: RN-CT144-PW				
Description	Weight	Cartons	List Price	
Powered Table - 48" D x 144" W x 29" H	271	6	\$4,729	

Product Code: RN-CTEXT48-PW				
Description	Weight	Cartons	List Price	
Powered Leaf - 48" D x 48" W x 29" H	144	4	\$1,948	

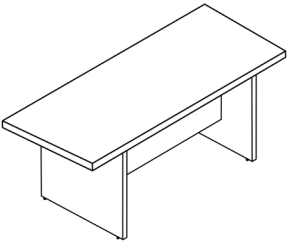
Product Code: RN-CT72-NP				
Description	Weight	Cartons	List Price	
Table - 35.75" D x 72" W x 29" H	132	4	\$1,124	

Product Code: RN-CT96-NP				
Description	Weight	Cartons	List Price	
Table - 48" D x 96" W x 29" H	218	6	\$1,523	

Product Code: RN-CT120-NP				
Description	Weight	Cartons	List Price	
Table - 48" D x 120" W x 29" H	260	6	\$2,002	

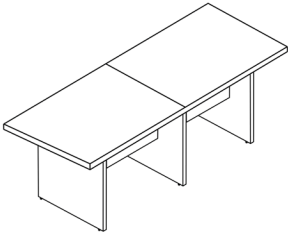
Product Code: RN-CT144-NP				
Description	Weight	Cartons	List Price	
Table - 48" D x 144" W x 29" H	301	6	\$2,702	

Product Code: RN-CTEXT48-NP				
Description	Weight	Cartons	List Price	
Leaf - 48" D x 48" W x 29" H	144	4	\$911	



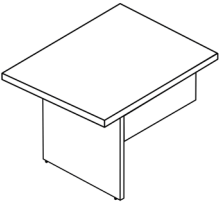
Rectangular Conference Table

- Fluted edges.
- Not expandable.
- Top is one solid piece.
- Seats up to 6.



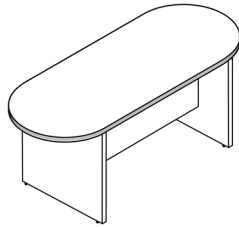
Rectangular Conference Table

- Fluted edges.
- Expandable.
- Compatible with CTEXT48 conference table extension.
- CT96 seats up to 7.
- CT120 seats up to 8.
- CT144 seats up to 10.



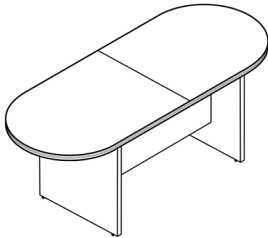
Rectangular Conference Table
Expansion Leaf

- Fluted edges.
- Compatible with CT96, CT120, and CT144.
- Seats up to 2 people, 1 on each side.



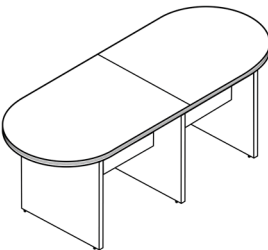
★ Racetrack Conference Table

- Fluted edges.
- Top is one solid piece.
- Seats up to 6.



★ Racetrack Conference Table

- Fluted edges.
- Top is two pieces that fit together.
- Seats up to 7.



★ Racetrack Conference Table

- Fluted edges.
- Top is two pieces that fit together.
- Extra support leg.
-
- CT120 seats up to 8.
- CT144 seats up to 10.

Product Code: CT71				
Description	Weight	Cartons	List Price	
Table - 35.75" D x 71" W x 29" H	99	1	\$958	


Product Code: CT96				
Description	Weight	Cartons	List Price	
Table - 42" D x 96" W x 29" H	150	3	\$1,318	

Product Code: CT120			
Description	Weight	Cartons	List Price
Table - 48" D x 120" W x 29" H	185	3	\$1,907
Product Code: CT144			
Description	Weight	Cartons	List Price
Table - 48" D x 144" W x 29" H	231	3	\$2,573

Product Code: RT36				
Description	Weight	Cartons	List Price	
Table - 36" D x 36" W x 29" H	63	2	\$515	

Product Code: RT42				
Description	Weight	Cartons	List Price	
Table - 42" D x 42" W x 29" H	71	2	\$573	

Product Code: RT48				
Description	Weight	Cartons	List Price	
Table - 48" D x 48" W x 29" H	83	2	\$650	




★ Round Conference Table with X-Base

- Fluted edges.
- 36" seats up to 4.
- 42" seat up to 5.
- 48" seats up to 6.
- Kai finishes.

Product Code: RN-RT36				
Description	Weight	Cartons	List Price	
Table - 36" D x 36" W x 29" H	63	2	\$515	

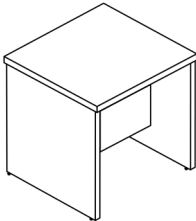
Product Code: RN-RT42				
Description	Weight	Cartons	List Price	
Table - 42" D x 42" W x 29" H	72	2	\$573	

Product Code: RN-RT48				
Description	Weight	Cartons	List Price	
Table - 48" D x 48" W x 29" H	81	2	\$650	



Round Conference Table with X-Base

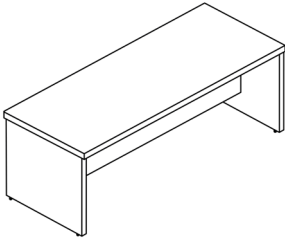
- Non-fluted edges.
- 36" seats up to 4.
- 42" seat up to 5.
- 48" seats up to 6.
- Rayne Finishes.



★ End Table

- Non-fluted edges.
- Kai finishes.


Product Code: END22			
Description	Weight	Cartons	List Price
Table - 22" D x 22" W x 21" H	36	1	\$304



★ Coffee Table

- Non-fluted edges.
- Kai finishes.

Product Code: COF48			
Description	Weight	Cartons	List Price
Table - 48" D x 22" W x 16" H	51	1	\$415

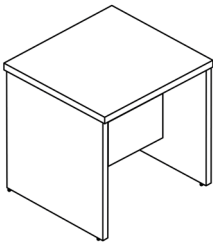


Fusion Standard Height Round Table

- Non-fluted edges.
- 36" seats up to 4.
- 42" seats up to 4.
- Kai & Rayne finishes.
- White (W), Silver (S), or Black (B)

Product Code: FRT_2936.__.NF			
Description	Qty	Model	List Price
Non-Fluted Worksurface - 36" D x 36" W x 1" H	1	RWS36	\$292
Base - 23" D x 23" W x 29" H	1	MRB28	\$793
Total Shipping Weight: 91		Cartons: 3	Total: \$1,085
Product Code: FRT_2942.__.NF			
Description	Qty	Model	List Price
Non-Fluted Worksurface - 36" D x 36" W x 1" H	1	RWS36	\$334
Base - 23" D x 23" W x 29" H	1	MRB28	\$793
Total Shipping Weight: 99		Cartons: 3	Total: \$1,127

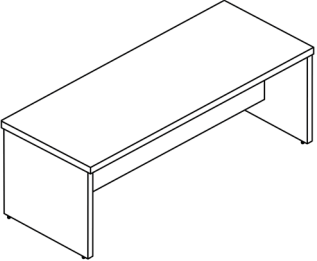
Product Code: RN-END22			
Description	Weight	Cartons	List Price
Table - 22" D x 22" W x 21" H	36	1	\$333



End Table

- Non-fluted edges.
- Rayne finishes.


Product Code: RN-COF48			
Description	Weight	Cartons	List Price
Table - 48" D x 22" W x 16" H	51	1	\$446



Coffee Table

- Non-fluted edges.
- Rayne finishes.

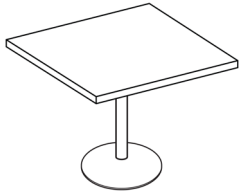
Product Code: FRT_2936.__.NF			
Description	Qty	Model	List Price
Non-Fluted Worksurface - 36" D x 36" W x 1" H	1	WS3636	\$271
Base - 23" D x 23" W x 29" H	1	MRB28	\$793
Total Shipping Weight: 95		Cartons: 3	Total: \$1,085
Product Code: FRT_2942.__.NF			
Description	Qty	Model	List Price
Non-Fluted Worksurface - 42" D x 42" W x 1" H	1	WS4242	\$271
Base - 23" D x 23" W x 29" H	1	MRB28	\$793
Total Shipping Weight: 106		Cartons: 3	Total: \$1,127



Fusion Cafe Height Round Table

- Non-fluted edges.
- 36" seats up to 4.
- 42" seats up to 4.
- Kai & Rayne finishes.
- White (W), Silver (S), or Black (B)

Kai finishes: Espresso (.ESP), Mahogany (.MAHO), Matte White (.WHT), Samoa Gray (.SG), and Walnut (.WN).

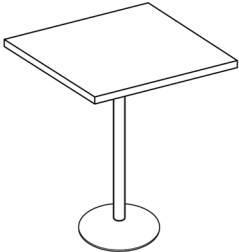


Fusion Standard Height Square Table

- Non-fluted edges.
- 36” seats up to 4.
- 42” seats up to 4.
- Kai & Rayne finishes.
- White (W), Silver (S), or Black (B)

Product Code: FST_4136.__.NF			
Description	Qty	Model	List Price
Non-Fluted Worksurface - 36" D x 36" W x 1" H	1	RWS36	\$292
Base - 23" D x 23" W x 40" H	1	MRB40	\$1,031
Total Shipping Weight: 95		Cartons: 3	Total: \$1,323
Product Code: FST_4142.__.NF			
Description	Qty	Model	List Price
Non-Fluted Worksurface - 42" D x 42" W x 1" H	1	RWS42	\$334
Base - 23" D x 23" W x 40" H	1	MRB40	\$1,031
Total Shipping Weight: 103		Cartons: 3	Total: \$1,365

Product Code: FST_4136.__.NF			
Description	Qty	Model	List Price
Non-Fluted Worksurface - 36" D x 36" W x 1" H	1	WS3636	\$292
Base - 23" D x 23" W x 40" H	1	MRB40	\$1,031
Total Shipping Weight: 99		Cartons: 3	Total: \$1,323
Product Code: FST_4142.__.NF			
Description	Qty	Model	List Price
Non-Fluted Worksurface - 42" D x 42" W x 1" H	1	WS4242	\$292
Base - 23" D x 23" W x 40" H	1	MRB40	\$1,031
Total Shipping Weight: 110		Cartons: 3	Total: \$1,365

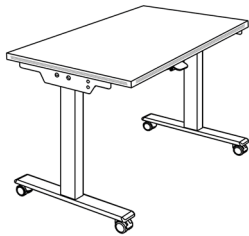


Fusion Cafe Height Square Table

- Non-fluted edges.
- 36” seats up to 4.
- 42” seats up to 4.
- Kai & Rayne finishes.
- White (W), Silver (S), or Black (B)

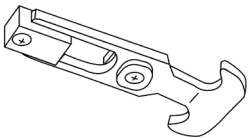
Rayne finishes: Coastal Dune (.CDN) and Harbor Elm (.HEM).

Kai finishes: Espresso (.ESP), Mahogany (.MAHO), Matte White (.WHT), Samoa Gray (.SG), Walnut (.WN) and Matte Black (.BLK).



Training Table

- Fluted Edges (F)
- No Grommets (NG)
- Centered paddle.
- Stores 90 degrees.
- Nests with other Connect tables.
- Shipped with both glides and casters.
- Kai finishes including Matte Black.
- Weight limit: 157 lbs.
- White (W), Silver (S), or Black (B)



Rubber Ganging Latch

- Secures training tables together.

Product Code: NFT_2448.__.F.NG			
Description	Qty	Model	List Price
Fluted Worksurface - 24" D x 48" W x 1" H	1	WS2448	\$240
Base - 23.62" D x 47.35" - 68.9" W x 29.53" H	1	NFT4872	\$795
Total Shipping Weight: 72 Cartons: 2		Total: \$1,035	
Product Code: NFT_2460.__.F.NG			
Description	Qty	Model	List Price
Fluted Worksurface - 24" D x 60" W x 1" H	1	WS2460	\$301
Base - 23.62" D x 47.35" - 68.9" W x 29.53" H	1	NFT4872	\$795
Total Shipping Weight: 80 Cartons: 2		Total: \$1,096	
Product Code: NFT_2472.__.F.NG			
Description	Qty	Model	List Price
Fluted Worksurface - 24" D x 72" W x 1" H	1	WS2472	\$361
Base - 23.62" D x 47.35" - 68.9" W x 29.53" H	1	NFT4872	\$795
Total Shipping Weight: 87 Cartons: 2		Total: \$1,156	
Product Code: NFT_3048.__.F.NG			
Description	Qty	Model	List Price
Fluted Worksurface - 30" D x 60" W x 1" H	1	WS3060	\$301
Base - 23.62" D x 47.35" - 68.9" W x 29.53" H	1	NFT4872	\$795
Total Shipping Weight: 80 Cartons: 2		Total: \$1,096	
Product Code: NFT_3060.__.F.NG			
Description	Qty	Model	List Price
Fluted Worksurface - 30" D x 60" W x 1" H	1	WS3060	\$377
Base - 23.62" D x 47.35" - 68.9" W x 29.53" H	1	NFT4872	\$795
Total Shipping Weight: 88 Cartons: 2		Total: \$1,172	
Product Code: NFT_3072.__.F.NG			
Description	Qty	Model	List Price
Fluted Worksurface - 30" D x 72" W x 1" H	1	WS3072	\$452
Base - 23.62" D x 47.35" - 68.9" W x 29.53" H	1	NFT4872	\$795
Total Shipping Weight: 95 Cartons: 2		Total: \$1,247	

Product Code: GL1000			
Description	Weight	Cartons	List Price
Latch - 1.75" D x 4.25" W x 1" H	1.6	1	\$40

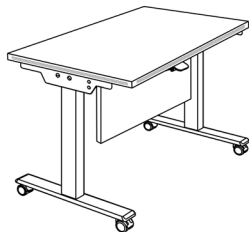
Product Code: NFT_2448.__.NF.NG			
Description	Qty	Model	List Price
Non-Fluted Worksurface - 24" D x 48" W x 1" H	1	WS2448	\$218
Base - 23.62" D x 47.35" - 68.9" W x 29.53" H	1	NFT4872	\$795
Total Shipping Weight: 72 Cartons: 2		Total: \$1,013	
Product Code: NFT_2460.__.NF.NG			
Description	Qty	Model	List Price
Non-Fluted Worksurface - 24" D x 60" W x 1" H	1	WS2460	\$274
Base - 23.62" D x 47.35" - 68.9" W x 29.53" H	1	NFT4872	\$795
Total Shipping Weight: 79 Cartons: 2		Total: \$1,069	
Product Code: NFT_2472.__.NF.NG			
Description	Qty	Model	List Price
Non-Fluted Worksurface - 24" D x 72" W x 1" H	1	WS2472	\$274
Base - 23.62" D x 47.35" - 68.9" W x 29.53" H	1	NFT4872	\$795
Total Shipping Weight: 86 Cartons: 2		Total: \$1,123	
Product Code: NFT_3048.__.NF.NG			
Description	Qty	Model	List Price
Non-Fluted Worksurface - 30" D x 60" W x 1" H	1	WS3060	\$342
Base - 23.62" D x 47.35" - 68.9" W x 29.53" H	1	NFT4872	\$795
Total Shipping Weight: 79 Cartons: 2		Total: \$1,069	
Product Code: NFT_3060.__.NF.NG			
Description	Qty	Model	List Price
Non-Fluted Worksurface - 30" D x 60" W x 1" H	1	WS3060	\$342
Base - 23.62" D x 47.35" - 68.9" W x 29.53" H	1	NFT4872	\$795
Total Shipping Weight: 88 Cartons: 2		Total: \$1,137	
Product Code: NFT_3072.__.NF.NG			
Description	Qty	Model	List Price
Non-Fluted Worksurface - 30" D x 72" W x 1" H	1	WS3072	\$404
Base - 23.62" D x 47.35" - 68.9" W x 29.53" H	1	NFT4872	\$795
Total Shipping Weight: 97 Cartons: 2		Total: \$1,199	



Training Table

- Non-Fluted Edges (NF)
- No Grommets (NG)
- Centered paddle.
- Stores 90 degrees.
- Nests with other Connect tables.
- Shipped with both glides and casters.
- Rayne Finishes.
- Weight limit: 157 lbs.
- White (W), Silver (S), or Black (B)

Rayne finishes: Coastal Dune (.CDN) and Harbor Elm (.HEM).



Training Table

- Matching Hinged Modesty Panel included.
- Fluted Edges (F)
- No Grommets (NG)
- Centered paddle.
- Stores 90 degrees.
- Nests with other Connect tables.
- Shipped with both glides and casters.
- Kai finishes including Matte Black.
- Weight limit: 157 lbs.
- White (W), Silver (S), or Black (B)

Product Code: NFT_2448MP-1.__.F.NG			
Description	Qty	Model	List Price
Fluted Worksurface - 24" D x 48" W x 1" H	1	WS2448	\$240
Base - 23.62" D x 47.35" - 68.9" W x 29.53" H	1	NFT4872	\$795
Hinged Modesty - 25" D x 32" W x 12" H	1	MP1232P-2	\$136

Total Shipping Weight: 80 Cartons: 2 Total: \$1,171

Product Code: NFT_2460MP-1.__.F.NG			
Description	Qty	Model	List Price
Fluted Worksurface - 24" D x 60" W x 1" H	1	WS2460	\$301
Base - 23.62" D x 47.35" - 68.9" W x 29.53" H	1	NFT4872	\$795
Hinged Modesty - 25" D x 44" W x 12" H	1	MP1244P-2	\$156

Total Shipping Weight: 90 Cartons: 2 Total: \$1,252

Product Code: NFT_2472MP-1.__.F.NG			
Description	Qty	Model	List Price
Fluted Worksurface - 24" D x 72" W x 1" H	1	WS2472	\$361
Base - 23.62" D x 47.35" - 68.9" W x 29.53" H	1	NFT4872	\$795
Hinged Modesty - 25" D x 56" W x 12" H	1	MP1256P-2	\$179

Total Shipping Weight: 99 Cartons: 2 Total: \$1,335

Product Code: NFT_3048MP-1.__.F.NG			
Description	Qty	Model	List Price
Fluted Worksurface - 30" D x 60" W x 1" H	1	WS3060	\$301
Base - 23.62" D x 47.35" - 68.9" W x 29.53" H	1	NFT4872	\$795
Hinged Modesty - 25" D x 32" W x 12" H	1	MP1232P-2	\$136

Total Shipping Weight: 88 Cartons: 2 Total: \$1,232

Product Code: NFT_3060MP-1.__.F.NG			
Description	Qty	Model	List Price
Fluted Worksurface - 30" D x 60" W x 1" H	1	WS3060	\$377
Base - 23.62" D x 47.35" - 68.9" W x 29.53" H	1	NFT4872	\$795
Hinged Modesty - 25" D x 44" W x 12" H	1	MP1244P-2	\$156

Total Shipping Weight: 98 Cartons: 2 Total: \$1,328

Product Code: NFT_3072MP-1.__.F.NG			
Description	Qty	Model	List Price
Fluted Worksurface - 30" D x 72" W x 1" H	1	WS3072	\$452
Base - 23.62" D x 47.35" - 68.9" W x 29.53" H	1	NFT4872	\$795
Hinged Modesty - 25" D x 56" W x 12" H	1	MP1256P-2	\$179

Total Shipping Weight: 107 Cartons: 2 Total: \$1,426

Product Code: NFT_2448MP-1.__.NF.NG			
Description	Qty	Model	List Price
Non-Fluted Worksurface - 24" D x 48" W x 1" H	1	WS2448	\$218
Base - 23.62" D x 47.35" - 68.9" W x 29.53" H	1	NFT4872	\$795
Hinged Modesty - 25" D x 32" W x 12" H	1	MP1232P-2	\$136

Total Shipping Weight: 80 Cartons: 2 Total: \$1,149

Product Code: NFT_2460MP-1.__.NF.NG			
Description	Qty	Model	List Price
Non-Fluted Worksurface - 24" D x 60" W x 1" H	1	WS2460	\$274
Base - 23.62" D x 47.35" - 68.9" W x 29.53" H	1	NFT4872	\$795
Hinged Modesty - 25" D x 44" W x 12" H	1	MP1244P-2	\$156

Total Shipping Weight: 89 Cartons: 2 Total: \$1,225

Product Code: NFT_2472MP-1.__.NF.NG			
Description	Qty	Model	List Price
Non-Fluted Worksurface - 24" D x 72" W x 1" H	1	WS2472	\$274
Base - 23.62" D x 47.35" - 68.9" W x 29.53" H	1	NFT4872	\$795
Hinged Modesty - 25" D x 56" W x 12" H	1	MP1256P-2	\$179

Total Shipping Weight: 98 Cartons: 2 Total: \$1,302

Product Code: NFT_3048MP-1.__.NF.NG			
Description	Qty	Model	List Price
Non-Fluted Worksurface - 30" D x 60" W x 1" H	1	WS3060	\$342
Base - 23.62" D x 47.35" - 68.9" W x 29.53" H	1	NFT4872	\$795
Hinged Modesty - 25" D x 32" W x 12" H	1	MP1232P-2	\$136

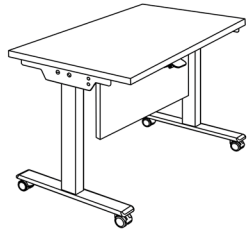
Total Shipping Weight: 87 Cartons: 2 Total: \$1,205

Product Code: NFT_3060MP-1.__.NF.NG			
Description	Qty	Model	List Price
Non-Fluted Worksurface - 30" D x 60" W x 1" H	1	WS3060	\$342
Base - 23.62" D x 47.35" - 68.9" W x 29.53" H	1	NFT4872	\$795
Hinged Modesty - 25" D x 44" W x 12" H	1	MP1244P-2	\$156

Total Shipping Weight: 98 Cartons: 2 Total: \$1,293

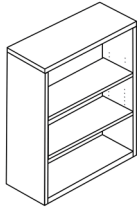
Product Code: NFT_3072MP-1.__.NF.NG			
Description	Qty	Model	List Price
Non-Fluted Worksurface - 30" D x 72" W x 1" H	1	WS3072	\$404
Base - 23.62" D x 47.35" - 68.9" W x 29.53" H	1	NFT4872	\$795
Hinged Modesty - 25" D x 56" W x 12" H	1	MP1256P-2	\$179

Total Shipping Weight: 109	Cartons: 2	Total: \$1,378
-----------------------------------	-------------------	-----------------------



Training Table

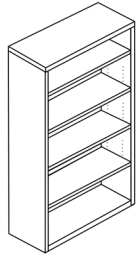
- Matching Hinged Modesty Panel included.
- Non-Fluted Edges (NF)
- No Grommets (NG)
- Centered paddle.
- Stores 90 degrees.
- Nests with other Connect tables.
- Shipped with both glides and casters.
- Rayne Finishes.
- Weight limit: 157 lbs.
- White (W), Silver (S), or Black (B)



Bookcase
3 Shelves

- Non-fluted edges.
- 2 adjustable shelves.
- 75 lb shelf weight limit.
- Modern kickplate.
- Rayne finishes.

Product Code: RN-BC36			
Description	Weight	Cartons	List Price
Bookcase - 11.25" D x 33.5" W x 36" H	74	1	\$542
Product Code: RN-BC48			
Description	Weight	Cartons	List Price
Bookcase - 11.25" D x 33.5" W x 48" H	89	2	\$596

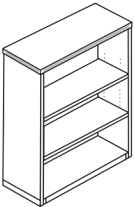


Bookcase
5 Shelves

- Non-fluted edges.
- 3 adjustable shelves.
- 1 centered anchor shelf.
- 75 lb shelf weight limit.
- Modern kickplate.
- Rayne finishes.

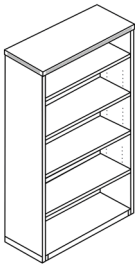
Product Code: RN-BC72			
Description	Weight	Cartons	List Price
Bookcase - 11.25" D x 33.5" W x 72" H	131	2	\$800

Product Code: BC36			
Description	Weight	Cartons	List Price
Bookcase - 11.25" D x 33.5" W x 36" H	69	1	\$419
Product Code: BC48			
Description	Weight	Cartons	List Price
Bookcase - 11.25" D x 33.5" W x 48" H	83	2	\$496



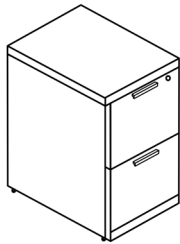
★ **Bookcase**
3 Shelves

- Fluted edges.
- 2 adjustable shelves.
- 75 lb shelf weight limit.
- 2" kickplate.
- Kai finishes.




★ **Bookcase**
5 Shelves

- Fluted edges.
- 3 adjustable shelves.
- 1 centered anchor shelf.
- 75 lb shelf weight limit.
- 2" kickplate.
- Kai finishes.




File/File Pedestal
With Top

- Non-fluted edges.
- L-shaped pulls.
- Soft-close drawers.
- Front to back filing.
- 150 lb weight limit.
- Modern kickplate.
- Rayne finishes.



File/File Pedestal
With Top

- Non-fluted edges.
- L-shaped pulls.
- Soft-close drawers.
- Front to back filing.
- 150 lb weight limit.
- Modern kickplate.
- Rayne finishes.



Mobile Pedestal

- Non-fluted edges.
- Fits under all standard height or standing desks.
- L-shaped pulls.
- Soft-close drawers.
- Front to back filing.
- 150 lb weight limit.
- Rayne finishes.

Product Code: RN-FF24P-1			
Description	Qty	Model	List Price
File/File - 22" D x 15.5" W x 28" H	1	RN-FF24	\$628
Pedestal Top - 23" D x 16" W x 1" H	1	RN-PT24	\$88
Total Shipping Weight: 78 Cartons: 2		Total:	\$716


Product Code: RN-BBF24P-1			
Description	Qty	Model	List Price
Box/Box/File - 22" D x 15.5" W x 28" H	1	RN-BBF24	\$662
Pedestal Top - 23" D x 16" W x 1"H	1	RN-PT24	\$88
Total Shipping Weight: 80 Cartons: 2		Total:	\$750

Product Code: RN-MBF24			
Description	Weight	Cartons	List Price
Pedestal - 23" D x 15.5" W x 22.5" H	58	1	\$699

Product Code: FF24P-1			
Description	Qty	Model	List Price
File/File - 22" D x 15.5" W x 28" H	1	FF24	\$615
Pedestal Top - 23" D x 16" W x 1" H	1	PT24	\$88
Total Shipping Weight: 70 Cartons: 2		Total:	\$703


Product Code: BBF24P-1			
Description	Qty	Model	List Price
Box/Box/File - 22" D x 15.5" W x 28" H	1	BBF24	\$650
Pedestal Top - 23" D x 16" W x 1"H	1	PT24	\$88
Total Shipping Weight: 69 Cartons: 2		Total:	\$738

Product Code: MBF24			
Description	Weight	Cartons	List Price
Pedestal - 23" D x 15.5" W x 23.5" H	56	1	\$688



★ File/File Pedestal
With Top

- Fluted edges.
- Keyhold shaped pulls.
- 150 lb weight limit.
- 2" kickplate.
- Front to back filing.
- Kai finishes including Matte Black.



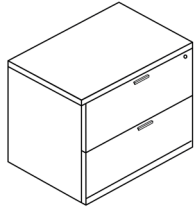
★ Box/Box/File Pedestal
With Top

- Fluted edges.
- Keyhold shaped pulls.
- 150 lb weight limit.
- Front to back filing.
- 2" kickplate.
- Kai finishes including Matte Black.



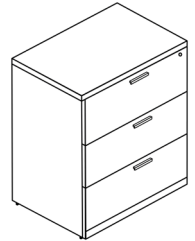
★ Mobile Pedestal

- Fluted edges.
- Fits under all standard height or standing desks.
- Keyhold shaped pulls.
- Front to back filing
- 150 lb weight limit.
- Hardwood casters.
- Kai finishes including Matte Black.



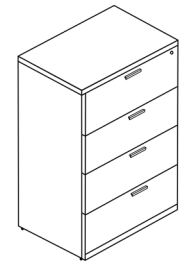
Lateral File
2 Drawers

- Non-fluted edges.
- L-shaped pulls.
- Soft-close drawers.
- Side to side filing.
- 150 lb weight limit.
- Modern kickplate.
- Rayne finishes.



Lateral File
3 Drawers

- Non-fluted edges.
- L-shaped pulls.
- Soft-close drawers.
- Side to side filing.
- 150 lb weight limit.
- Modern kickplate.
- Rayne finishes.



Lateral File
4 Drawers

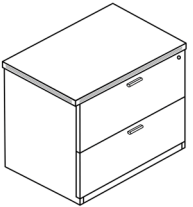
- Non-fluted edges.
- L-shaped pulls.
- Soft-close drawers.
- Side to side filing.
- 150 lb weight limit.
- Rayne finishes.

Product Code: RN-L30			
Description	Weight	Cartons	List Price
Lateral - 22.5" D x 30.5" W x 29" H	131	1	\$1,078
Product Code: RN-L36			
Description	Weight	Cartons	List Price
Lateral - 22.5" D x 34.5" W x 29" H	144	1	\$1,278

Product Code: RN-L36DR3			
Description	Weight	Cartons	List Price
Lateral - 22.5" D x 34.5" W x 42" H	171	1	\$2,623

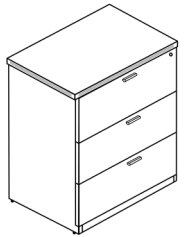
Product Code: RN-L36DR4			
Description	Weight	Cartons	List Price
Lateral - 22.5" D x 34.5" W x 54" H	223	1	\$3,173

Product Code: L30			
Description	Weight	Cartons	List Price
Lateral - 22.5" D x 30.5" W x 29" H	112	1	\$1,035
Product Code: L36			
Description	Weight	Cartons	List Price
Lateral - 22.5" D x 34.5" W x 29" H	123	1	\$1,150



★ Lateral File
2 Drawers

- Fluted edges.
- Keyhold shaped pulls.
- Side to side filing.
- 150 lb weight limit.
- 2" kickplate.
- Kai finishes.




★ Lateral File
3 Drawers

- Fluted edges.
- Keyhold shaped pulls.
- Side to side filing.
- 150 lb weight limit.
- 2" kickplate.
- Kai finishes.



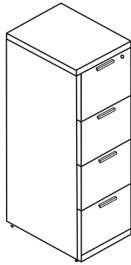
★ Lateral File
4 Drawers

- Fluted edges.
- Keyhold shaped pulls.
- Side to side filing.
- 150 lb weight limit.
- Kai finishes.



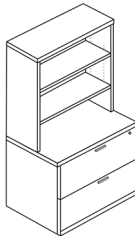
Multi-File Lateral File

- Non-fluted edges.
- Right lock secures both box drawers, left lock secures the file drawers.
- L-shaped pulls.
- Soft-close drawers.
- Side to side and front to back filing.
- 150 lb weight limit.
- Modern kickplate.
- Rayne finishes.



Vertical File
4 Drawers

- Non-fluted edges.
- Anti-tip top drawer.
- L-shaped pulls.
- Soft-close drawers.
- Front to back filing.
- 150 lb weight limit.
- Modern kickplate.
- Rayne finishes.



Open Hutch Lateral File

- Non-fluted edges.
- 2 adjustable shelves.
- L-shaped pulls.
- Soft-close drawers.
- Side to side filing.
- 150 lb weight limit.
- Rayne finishes.

Product Code: RN-MFL			
Description	Weight	Cartons	List Price
Lateral - 22.5" D x 30.5" W x 29" H	150	1	\$1,367


Product Code: RN-VF4DR			
Description	Weight	Cartons	List Price
Vertical File - 22.25" D x 15.25" W x 72" H	133	1	\$1,343

Product Code: RN-L36P-1			
Description	Qty	Model	List Price
Lateral File - 22.5" D x 34.5" W x 29" H	1	RN-L36	\$1,278
Open Hutch - 16" D x 34.25" W x 43" H	1	RN-OH36	\$626
Total Shipping Weight: 230		Cartons: 2	Total: \$1,867

Product Code: MFL			
Description	Weight	Cartons	List Price
Lateral - 22.5" D x 30.5" W x 29" H	133	1	\$1,285

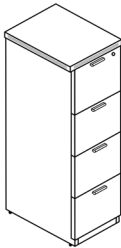
Product Code: VF4DR			
Description	Weight	Cartons	List Price
Vertical File - 22.25" D x 15.25" W x 54" H	133	1	\$1,320

Product Code: L36P-1			
Description	Qty	Model	List Price
Lateral File - 22.5" D x 34.5" W x 29" H	1	L36	\$1,150
Open Hutch - 16" D x 34.25" W x 40" H	1	OH36	\$589
Total Shipping Weight: 202		Cartons: 2	Total: \$1,739



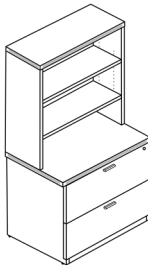
★ Multi-File Lateral File

- Fluted edges.
- Right lock secures both box drawers, left lock secures the file drawers.
- Keyhold shaped pulls.
- Side to side and front to back filing.
- 150 lb weight limit.
- 2" kickplate.
- Kai finishes.



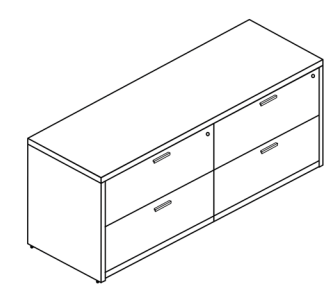
★ Vertical File
4 Drawers

- Fluted edges.
- Anti-tip top drawer.
- Keyhold shaped pulls.
- Front to back filing.
- 150 lb weight limit.
- 2" kickplate.
- Kai finishes.



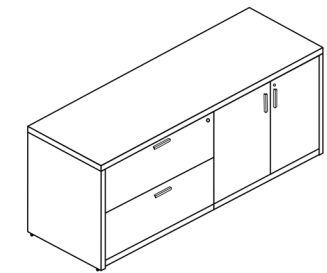
★ Open Hutch Lateral File

- Fluted edges.
- 2 adjustable shelves.
- Keyhold shaped pulls.
- Side to side filing.
- 150 lb weight limit.
- Kai finishes.



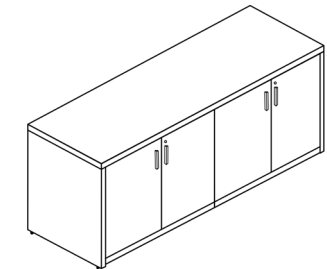
Common Top
Double Lateral File

- Common top.
- Non-fluted edges.
- L-shaped pulls.
- Left lock secures the left side, right lock secures the right side.
- Soft-close drawers.
- Modern kickplate.
- Rayne finishes.



Common Top
Storage Cabinet Lateral File

- Common top.
- Non-fluted edges.
- L-shaped pulls.
- Soft-close drawers & doors.
- Storage is reversible.
- Inner adjustable shelf.
- Modern kickplate.
- Rayne finishes.



Common Top
Double Storage Cabinets

- Common top.
- Non-fluted edges.
- L-shaped pulls.
- Soft-close doors.
- Inner adjustable shelves.
- Modern kickplates.
- Rayne finishes.

Product Code: RN-C2271P-4			
Description	Qty	Model	List Price
Common Top - 22.5" D x 71" W x 1" H	1	RN-CMTP2271	\$318
Lateral File - 22.5" D x 34.5" W x 29" H	2	RN-L36	\$2,556
Total Shipping Weight: 325 Cartons: 4		Total: \$2,874	

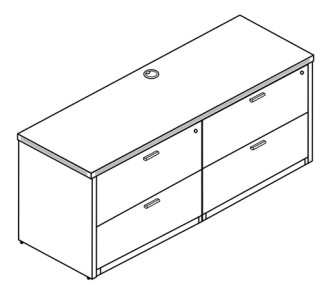
Product Code: RN-C2271P-5			
Description	Qty	Model	List Price
Common Top - 22.5" D x 71" W x 1" H	1	RN-CMTP2271	\$318
Lateral File - 22.5" D x 34.5" W x 29" H	1	RN-L36	\$1,278
Storage Cabinet - 22.5" D x 34.5" W x 29" H	1	RN-SC36	\$917
Total Shipping Weight: 298 Cartons: 4		Total: \$2,513	

Product Code: RN-C2271P-6			
Description	Qty	Model	List Price
Common Top - 22.5" D x 71" W x 1" H	1	RN-CMTP2271	\$318
Storage Cabinet - 22.5" D x 34.5" W x 29" H	2	RN-SC36	\$1,834
Total Shipping Weight: 271 Cartons: 4		Total: \$2,152	

Product Code: C2471P-4			
Description	Qty	Model	List Price
Credenza - 23.75" D x 71" W x 29" H	1	C2471	\$565
Lateral File - 22.5" D x 34.5" W x 29" H	2	L36	\$2,300
Total Shipping Weight: 348 Cartons: 4		Total: \$2,865	

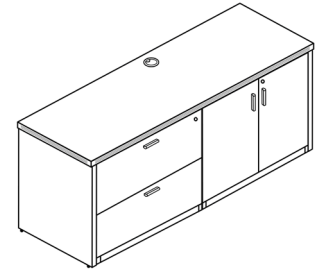
Product Code: C2471P-5			
Description	Qty	Model	List Price
Credenza - 23.75" D x 71" W x 29" H	1	C2471	\$565
Lateral File - 22.5" D x 34.5" W x 29" H	1	L36	\$1,150
Storage Cabinet - 22.5" D x 34.5" W x 29" H	1	SC36	\$842
Total Shipping Weight: 325 Cartons: 4		Total: \$2,557	

Product Code: C2471P-6			
Description	Qty	Model	List Price
Credenza - 23.75" D x 71" W x 29" H	1	C2471	\$565
Storage Cabinet - 22.5" D x 34.5" W x 29" H	2	SC36	\$1,684
Total Shipping Weight: 302 Cartons: 4		Total: \$2,249	



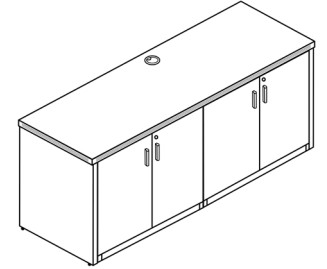
★ **Credenza**
Double Lateral File

- Fluted edges.
- Keyhole shaped pulls.
- Left lock secures the left side, right lock secures the right side.
- 2" kickplates.
- Kai finishes.



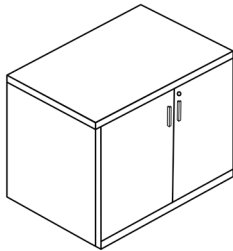
★ **Credenza**
Storage Cabinet Lateral File

- Fluted edges.
- Keyhole shaped pulls.
- Storage is reversible.
- Inner adjustable shelf.
- 2" kickplates.
- Kai finishes.



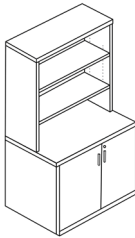
★ **Credenza**
Double Storage Cabinets

- Fluted edges.
- Keyhole shaped pulls.
- Inner adjustable shelves.
- 2" kickplates.
- Kai finishes.



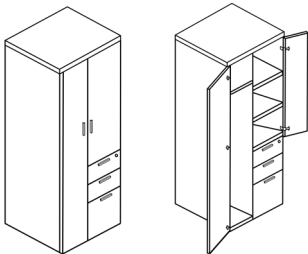
Storage Cabinet

- Non-fluted edges.
- Adjustable inner shelf.
- L-shaped pulls.
- Soft-close doors.
- 150 lb weight limit on top, 75lb weight limit on shelf.
- Modern kickplate.
- Rayne finishes.



Open Hutch Storage Cabinet

- Non-fluted edges.
- Adjustable shelves.
- L-shaped pulls.
- Soft-close doors.
- Side to side filing.
- 75 lb shelf weight limit.
- Rayne finishes.



Wardrobe

- Non-fluted edges.
- 2 adjustable shelves.
- Coat rack metal bar.
- Keyhold shaped pulls.
- Soft-close drawers and doors.
- Side to side filing.
- 150 lb weight limit.
- Rayne finishes.

Product Code: RN-SC36			
Description	Weight	Cartons	List Price
Cabinet - 22.5" D x 34.5" W x 29" H	117	1	\$917

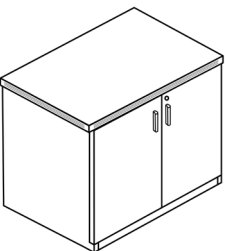
Product Code: RN-SC36P-1			
Description	Qty	Model	List Price
Storage Cabinet - 22.5" D x 34.5" W x 29" H	1	RN-SC36	\$917
Open Hutch - 16" D x 34.25" W x 43" H	1	RN-OH36	\$626
Total Shipping Weight: 203		Cartons: 2	Total: \$1,543

Product Code: RN-WDC72			
Description	Weight	Cartons	List Price
Wardrobe - 23.75" D x 24" W x 72" H	218	1	\$2,212

Product Code: SC36			
Description	Weight	Cartons	List Price
Cabinet - 22.5" D x 34.5" W x 29" H	100	1	\$842

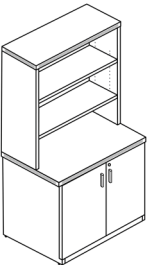
Product Code: SC36P-1			
Description	Qty	Model	List Price
Storage Cabinet - 22.5" D x 34.5" W x 29" H	1	SC36	\$842
Open Hutch - 16" D x 34.25" W x 40" H	1	OH36	\$589
Total Shipping Weight: 180		Cartons: 2	Total: \$1,431

Product Code: WDC69			
Description	Weight	Cartons	List Price
Wardrobe - 23.75" D x 24" W x 69" H	219	1	\$2,183



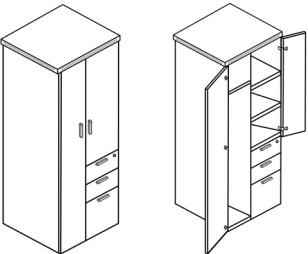
★ Storage Cabinet

- Fluted edges.
- Adjustable inner shelf.
- Keyhold shaped pulls.
- 150 lb weight limit on top, 75lb weight limit on shelf.
- 2" kickplate.
- Kai finishes.



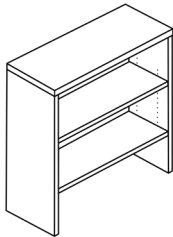
★ Open Hutch Storage Cabinet

- Fluted edges.
- 2 adjustable shelves.
- Keyhold shaped pulls.
- Side to side filing.
- 75 lb shelf weight limit.
- Kai finishes.



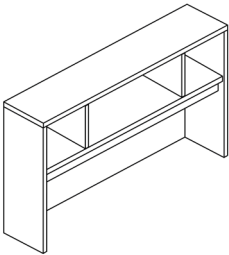
★ Wardrobe

- Fluted edges.
- 2 adjustable shelves.
- Coat rack metal bar.
- Keyhold shaped pulls.
- Side to side filing.
- 150 lb weight limit.
- Kai finishes.



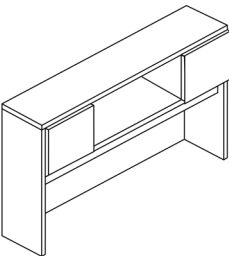
Open Hutch
(Bookcase Hutch)

- Non-fluted edges.
- Fits 36" width storage.
- 75 lb weight limit.
- Rayne finishes.



Open Hutch

- Non-fluted edges.
- OH66" fits 66" widths.
- OH71" fits 71" widths.
- 75 lb weight limit.
- Rayne finishes.



Hutch
2 Wood Doors

- Non-fluted edges.
- OH66" fits 66" widths.
- OH71" fits 71" widths.
- Soft-close doors.
- 75 lb weight limit.
- Rayne finishes.

Product Code: RN-OH36			
Description	Weight	Cartons	List Price
Open Hutch - 16" D x 34.25" W x 43" H	86	1	\$626

Product Code: RN-OH66			
Description	Weight	Cartons	List Price
Open Hutch - 14.75" D x 66.25" W x 43" H	121	1	\$916

Product Code: RN-OH71			
Description	Weight	Cartons	List Price
Open Hutch - 14.75" D x 71" W x 43" H	140	1	\$953

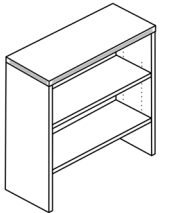
Product Code: RN-OH66P-L2			
Description	Qty	Model	List Price
Open Hutch - 14.75" D x 66.25" W x 43" H	1	RN-OH66	\$916
Door Kit - .63" D x 15.75" W x 15.13" H	1	RN-WD66	\$121

Total Shipping Weight: 129	Cartons: 2	Total:	\$1,037
----------------------------	------------	--------	---------

Product Code: RN-OH71P-L2			
Description	Qty	Model	List Price
Open Hutch - 14.75" D x 71" W x 43" H	1	RN-OH71	\$953
Door Kit - .63" D x 17" W x 15.13" H	1	RN-WD71	\$121

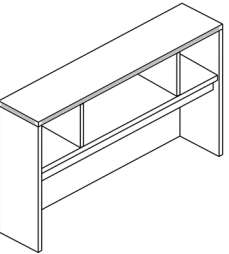
Total Shipping Weight: 150	Cartons: 2	Total:	\$1,078
----------------------------	------------	--------	---------

Product Code: OH36			
Description	Weight	Cartons	List Price
Open Hutch - 16" D x 34.25" W x 40" H	80	1	\$589



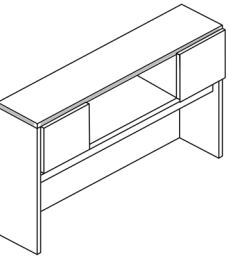
★Open Hutch
(Bookcase Hutch)

- Fluted edges.
- Fits 36" width storage.
- 75 lb weight limit.
- Kai finishes.



★Open Hutch

- Fluted edges.
- OH66" fits 66" widths.
- OH71" fits 71" widths.
- 75 lb weight limit.
- Kai finishes.



★Hutch
2 Wood Doors

- Fluted edges.
- OH66" fits 66" widths.
- OH71" fits 71" widths.
- 75 lb weight limit.
- Kai finishes.

Product Code: OH66			
Description	Weight	Cartons	List Price
Open Hutch - 14.75" D x 66.25" W x 40" H	122	1	\$858

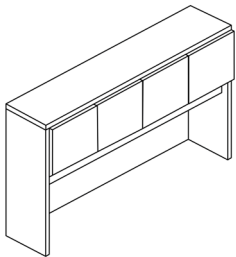
Product Code: OH71			
Description	Weight	Cartons	List Price
Open Hutch - 14.75" D x 71" W x 40" H	129	1	\$894

Product Code: OH66P-L2			
Description	Qty	Model	List Price
Open Hutch - 14.75" D x 66.25" W x 40" H	1	OH66	\$858
Door Kit - .63" D x 15.75" W x 15.13" H	1	WD66	\$121

Total Shipping Weight: 130	Cartons: 2	Total:	\$979
----------------------------	------------	--------	-------

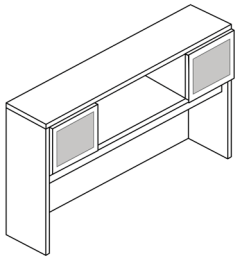
Product Code: OH71P-L2			
Description	Qty	Model	List Price
Open Hutch - 14.75" D x 71" W x 40" H	1	OH71	\$894
Door Kit - .63" D x 17" W x 15.13" H	1	WD71	\$121

Total Shipping Weight: 137	Cartons: 2	Total:	\$1,019
----------------------------	------------	--------	---------



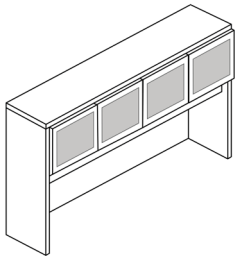
Hutch
4 Wood Doors

- Non-fluted edges.
- OH66" fits 66" widths.
- OH71" fits 71" widths.
- Soft-close doors.
- 75 lb weight limit.
- Rayne finishes.



Hutch
2 Glass Doors

- Non-fluted edges.
- OH66" fits 66" widths.
- OH71" fits 71" widths.
- Soft-close doors.
- 75 lb weight limit.
- Rayne finishes.



Hutch
4 Glass Doors

- Non-fluted edges.
- OH66" fits 66" widths.
- OH71" fits 71" widths.
- Soft-close doors.
- 75 lb weight limit.
- Rayne finishes.

Product Code: RN-OH66P-L4			
Description	Qty	Model	List Price
Open Hutch - 14.75" D x 66.25" W x 43" H	1	RN-OH66	\$916
Door Kit - .63" D x 15.75" W x 15.13" H	2	RN-WD66	\$121
Total Shipping Weight: 137		Cartons: 3	Total: \$1,158

Product Code: RN-OH71P-L4			
Description	Qty	Model	List Price
Open Hutch - 14.75" D x 71" W x 43" H	1	RN-OH71	\$953
Door Kit - .63" D x 17" W x 15.13" H	2	RN-WD71	\$121
Total Shipping Weight: 160		Cartons: 3	Total: \$1,203

Product Code: RN-OH66P-G2			
Description	Qty	Model	List Price
Open Hutch - 14.75" D x 66.25" W x 43" H	1	RN-OH66	\$916
Door Kit - .75" D x 15.75" W x 15.13" H	1	RN-GD66	\$416
Total Shipping Weight: 130		Cartons: 2	Total: \$1,320

Product Code: RN-OH71P-G2			
Description	Qty	Model	List Price
Open Hutch - 14.75" D x 71" W x 43" H	1	RN-OH71	\$953
Door Kit - .75" D x 17" W x 15.13" H	1	RN-GD66	\$416
Total Shipping Weight: 149		Cartons: 2	Total: \$1,369

Product Code: RN-OH66P-G4			
Description	Qty	Model	List Price
Open Hutch - 14.75" D x 66.25" W x 40" H	1	RN-OH66	\$916
Door Kit - .75" D x 15.75" W x 15.13" H	2	RN-GD66	\$416
Total Shipping Weight: 139		Cartons: 3	Total: \$1,724

Product Code: RN-OH71P-G4			
Description	Qty	Model	List Price
Open Hutch - 14.75" D x 71" W x 40" H	1	RN-OH71	\$953
Door Kit - .75" D x 17" W x 15.13" H	1	RN-GD71	\$416
Total Shipping Weight: 158		Cartons: 3	Total: \$1,785

Product Code: OH66P-L4			
Description	Qty	Model	List Price
Open Hutch - 14.75" D x 66.25" W x 40" H	1	OH66	\$858
Door Kit - .63" D x 15.75" W x 15.13" H	2	WD66	\$121
Total Shipping Weight: 138		Cartons: 3	Total: \$1,108

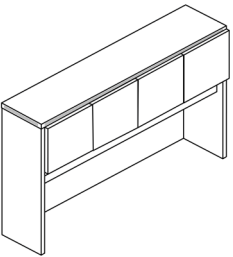
Product Code: OH71P-L4			
Description	Qty	Model	List Price
Open Hutch - 14.75" D x 71" W x 40" H	1	OH71	\$894
Door Kit - .63" D x 17" W x 15.13" H	2	WD71	\$121
Total Shipping Weight: 145		Cartons: 3	Total: \$1,144

Product Code: OH66P-G2			
Description	Qty	Model	List Price
Open Hutch - 14.75" D x 66.25" W x 40" H	1	OH66	\$858
Door Kit - .75" D x 15.75" W x 15.13" H	1	GD66	\$416
Total Shipping Weight: 132		Cartons: 2	Total: \$1,289

Product Code: OH71P-G2			
Description	Qty	Model	List Price
Open Hutch - 14.75" D x 71" W x 40" H	1	OH71	\$894
Door Kit - .75" D x 17" W x 15.13" H	1	GD66	\$416
Total Shipping Weight: 139		Cartons: 2	Total: \$1,325

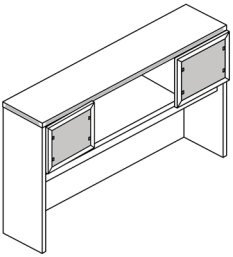
Product Code: OH66P-G4			
Description	Qty	Model	List Price
Open Hutch - 14.75" D x 66.25" W x 40" H	1	OH66	\$858
Door Kit - .75" D x 15.75" W x 15.13" H	2	GD66	\$416
Total Shipping Weight: 142		Cartons: 3	Total: \$1,666

Product Code: OH71P-G4			
Description	Qty	Model	List Price
Open Hutch - 14.75" D x 71" W x 40" H	1	OH71	\$894
Door Kit - .75" D x 17" W x 15.13" H	1	GD71	\$416
Total Shipping Weight: 149		Cartons: 3	Total: \$1,726



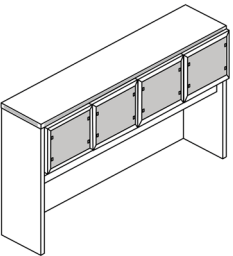
★Hutch
4 Wood Doors

- Fluted edges.
- OH66" fits 66" widths.
- OH71" fits 71" widths.
- 75 lb weight limit.
- Kai finishes.



★Hutch
2 Glass Doors

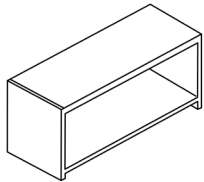
- Fluted edges.
- OH66" fits 66" widths.
- OH71" fits 71" widths.
- 75 lb weight limit.
- Kai finishes.



★Hutch
4 Glass Doors

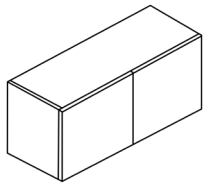
- Fluted edges.
- OH66" fits 66" widths.
- OH71" fits 71" widths.
- 75 lb weight limit.
- Kai finishes.

Kai finishes: Espresso (.ESP), Mahogany (.MAHO), Matte White (.WHT), Samoa Gray (.SG), and Walnut (.WN).



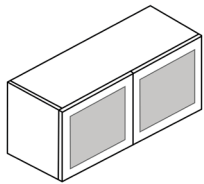
Wall Mounted Hutch
Open

- Can hold 0-2 doors.
- 75 lb weight limit.
- Rayne finishes.



Wall Mounted Hutch
2 Wood Doors

- Soft-close doors.
- 75 lb weight limit.
- Rayne finishes.



Wall Mounted Hutch
2 Glass Doors

- Soft-close doors.
- 75 lb weight limit.
- Rayne finishes.

Product Code: RN-WH36			
Description	Weight	Cartons	List Price
Hutch - 14.25" D x 35.5" W x 17" H	37	1	\$552

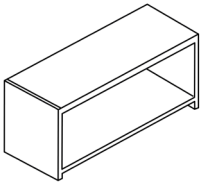
Product Code: RN-WH36P-L2			
Description	Qty	Model	List Price
Wall Mounted Hutch - 14.25" D x 35.5" W x 17" H	1	RN-WH36	\$552
Door Kit - .75" D x 15.75" W x 15.13" H	1	RN-WD36	\$125
Total Shipping Weight: 48 Cartons: 2		Total:	\$677

Product Code: RN-WH36P-G2			
Description	Qty	Model	List Price
Wall Mounted Hutch - 14.25" D x 35.5" W x 17" H	1	RN-WH36	\$552
Door Kit - .75" D x 15.75" W x 15.13" H	1	RN-GD36	\$388
Total Shipping Weight: 46 Cartons: 2		Total:	\$940

Product Code: WH36			
Description	Weight	Cartons	List Price
Wall Mounted Hutch - 14.25" D x 35.5" W x 17" H	38	1	\$527

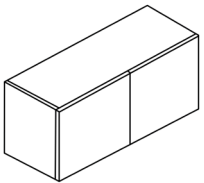
Product Code: WH36P-L2			
Description	Qty	Model	List Price
Wall Mounted Hutch - 14.25" D x 35.5" W x 17" H	1	WH36	\$527
Door Kit - .75" D x 15.75" W x 15.13" H	1	WD36	\$125
Total Shipping Weight: 48 Cartons: 2		Total:	\$652

Product Code: WH36P-G2			
Description	Qty	Model	List Price
Wall Mounted Hutch - 14.25" D x 35.5" W x 17" H	1	WH36	\$527
Door Kit - .75" D x 15.75" W x 15.13" H	1	GD36	\$388
Total Shipping Weight: 48 Cartons: 2		Total:	\$915



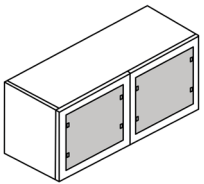
★ Wall Mounted Hutch
Open

- Can hold 0-2 doors.
- 75 lb weight limit.
- Kai finishes.



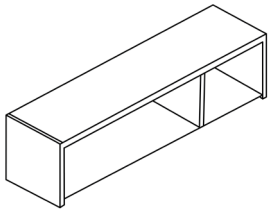
★ Wall Mounted Hutch
2 Wood Doors

- 75 lb weight limit.
- Kai finishes.



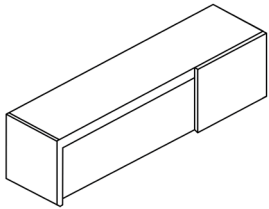
★ Wall Mounted Hutch
2 Glass Doors

- 75 lb weight limit.
- Kai finishes.



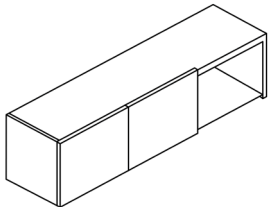
Wall Mounted Hutch
Open

- Can hold 0-3 doors.
- 75 lb weight limit.
- Rayne finishes.



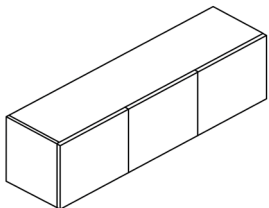
Wall Mounted Hutch
2 Wood Doors

- Soft-close doors.
- 75 lb weight limit.
- Rayne finishes.



Wall Mounted Hutch
2 Glass Doors

- Soft-close doors.
- 75 lb weight limit.
- Rayne finishes.



Wall Mounted Hutch
2 Glass Doors

- Soft-close doors.
- 75 lb weight limit.
- Rayne finishes.

Product Code: RN-WH48			
Description	Weight	Cartons	List Price
Hutch - 14.25" D x 47.5" W x 17" H	52	1	\$698

Product Code: RN-WH48P-L1			
Description	Qty	Model	List Price
Wall Mounted Hutch - 14.25" D x 47.5" W x 17" H	1	RN-WH48	\$698
Door Kit - .75" D x 15.75" W x 17" H	1	RN-WD48-1	\$58
Total Shipping Weight: 57		Cartons: 2	Total: \$756

Product Code: RN-WH48P-L2			
Description	Qty	Model	List Price
Wall Mounted Hutch - 14.25" D x 47.5" W x 17" H	1	RN-WH48	\$698
Door Kit - .75" D x 15.75" W x 17" H	1	RN-WD48-2	\$116
Total Shipping Weight: 62		Cartons: 2	Total: \$814

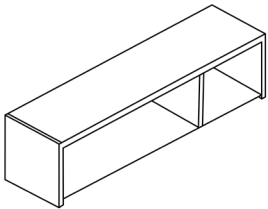
Product Code: RN-WH48P-L3			
Description	Qty	Model	List Price
Wall Mounted Hutch - 14.25" D x 47.5" W x 17" H	1	RN-WH48	\$698
Door Kit - .75" D x 15.75" W x 17" H	1	RN-WD48-1	\$58
Door Kit - .75" D x 15.75" W x 17" H	1	RN-WD48-2	\$116
Total Shipping Weight: 67		Cartons: 3	Total: \$872

Product Code: WH48			
Description	Weight	Cartons	List Price
Hutch - 14.25" D x 47.5" W x 17" H	51	1	\$662

Product Code: WH48P-L1			
Description	Qty	Model	List Price
Wall Mounted Hutch - 14.25" D x 47.5" W x 17" H	1	WH48	\$662
Door Kit - .75" D x 15.75" W x 17" H	1	WD48-1	\$58
Total Shipping Weight: 56		Cartons: 2	Total: \$720

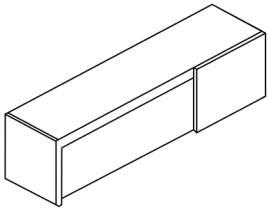
Product Code: WH48P-L2			
Description	Qty	Model	List Price
Wall Mounted Hutch - 14.25" D x 47.5" W x 17" H	1	WH48	\$662
Door Kit - .75" D x 15.75" W x 17" H	1	WD48-2	\$116
Total Shipping Weight: 66		Cartons: 2	Total: \$778

Product Code: WH48P-L3			
Description	Qty	Model	List Price
Wall Mounted Hutch - 14.25" D x 47.5" W x 17" H	1	WH48	\$662
Door Kit - .75" D x 15.75" W x 17" H	1	WD48-1	\$58
Door Kit - .75" D x 15.75" W x 17" H	1	WD48-2	\$116
Total Shipping Weight: 71		Cartons: 3	Total: \$836



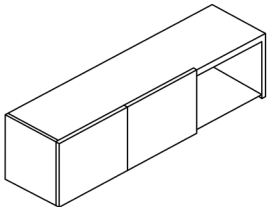
★ Wall Mounted Hutch
Open

- Can hold 0-3 doors.
- 75 lb weight limit.
- Kai finishes.



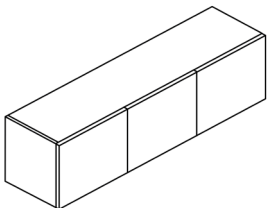
★ Wall Mounted Hutch
2 Wood Doors

- 75 lb weight limit.
- Kai finishes.



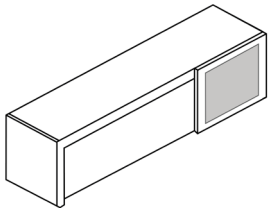
★ Wall Mounted Hutch
2 Glass Doors

- 75 lb weight limit.
- Kai finishes.



★ Wall Mounted Hutch
2 Glass Doors

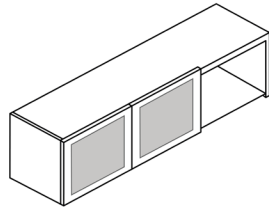
- 75 lb weight limit.
- Kai finishes.



Wall Mounted Hutch
2 Wood Doors

- Soft-close doors.
- 75 lb weight limit.
- Rayne finishes.

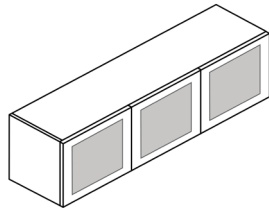
Product Code: RN-WH48P-G1			
Description	Qty	Model	List Price
Wall Mounted Hutch - 14.25" D x 47.5" W x 17" H	1	RN-WH48	\$698
Door Kit - .75" D x 17" W x 15.13" H	1	RN-GD48-1	\$196
Total Shipping Weight: 57 Cartons: 2		Total:	\$894



Wall Mounted Hutch
2 Glass Doors

- Soft-close doors.
- 75 lb weight limit.
- Rayne finishes.

Product Code: RN-WH48P-G2			
Description	Qty	Model	List Price
Wall Mounted Hutch - 14.25" D x 47.5" W x 17" H	1	RN-WH48	\$698
Door Kit - .75" D x 17" W x 15.13" H	1	RN-GD48-2	\$392
Total Shipping Weight: 62 Cartons: 2		Total:	\$1,090

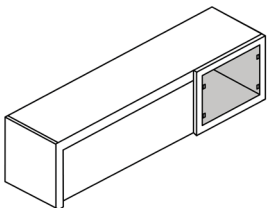


Wall Mounted Hutch
2 Glass Doors

- Soft-close doors.
- 75 lb weight limit.
- Rayne finishes.

Product Code: RN-WH48P-G3			
Description	Qty	Model	List Price
Wall Mounted Hutch - 14.25" D x 47.5" W x 17" H	1	RN-WH48	\$698
Door Kit - .75" D x 15.75" W x 17" H	1	RN-GD48-1	\$196
Door Kit - .75" D x 17" W x 15.13" H	1	RN-GD48-2	\$392
Total Shipping Weight: 67 Cartons: 3		Total:	\$1,286

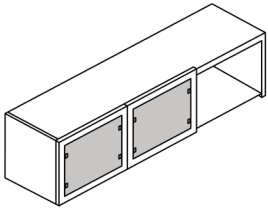
Product Code: WH48P-G1			
Description	Qty	Model	List Price
Wall Mounted Hutch - 14.25" D x 47.5" W x 17" H	1	WH48	\$662
Door Kit - .75" D x 17" W x 15.13" H	1	GD48-1	\$196
Total Shipping Weight: 56 Cartons: 2		Total:	\$858



★ Wall Mounted Hutch
2 Wood Doors

- 75 lb weight limit.
- Kai finishes.

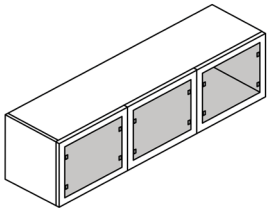
Product Code: WH48P-G2			
Description	Qty	Model	List Price
Wall Mounted Hutch - 14.25" D x 47.5" W x 17" H	1	WH48	\$662
Door Kit - .75" D x 17" W x 15.13" H	1	GD48-2	\$392
Total Shipping Weight: 66 Cartons: 2		Total:	\$1,054



★ Wall Mounted Hutch
2 Glass Doors

- 75 lb weight limit.
- Kai finishes.

Product Code: WH48P-G3			
Description	Qty	Model	List Price
Wall Mounted Hutch - 14.25" D x 47.5" W x 17" H	1	WH48	\$662
Door Kit - .75" D x 15.75" W x 17" H	1	GD48-1	\$196
Door Kit - .75" D x 17" W x 15.13" H	1	GD48-2	\$392
Total Shipping Weight: 71 Cartons: 3		Total:	\$1,250



★ Wall Mounted Hutch
2 Glass Doors

- 75 lb weight limit.
- Kai finishes.

★ GSA Contract Item



Nova
Black Mesh, Black Seat

Model Number: TC202B.B-BLK			
Dimension			
Depth:	25.19"	Back Height:	22.5"
Width:	22.24"	Seat to Floor Height:	17.2" - 20"
Height:	46.45" - 50.39"	Usable Seat Depth:	18.5"
Seat Depth:	18.4" - 19.4"	Armrest Length:	9.4"
Seat Width:	20"	Weight Rating:	300 lbs
Back Width:	17.9"		
Total Shipping Weight: 39		Cartons: 1	Total: \$612

Functions: A, B, C, D, E, F, H, I, J



Gravity
Black Mesh, Black Seat

Model Number: TC201B.B-BLK			
Dimension			
Depth:	20.47" - 22.24"	Back Height:	21.8"
Width:	24.40" - 25.98"	Seat to Floor Height:	17.2" - 20"
Height:	38.38" - 42.32"	Usable Seat Depth:	18.5"
Seat Depth:	18.4" - 20"	Armrest Length:	8.8"
Seat Width:	18.5"	Weight Rating:	300 lbs
Back Width:	17.6"		
Total Shipping Weight: 43		Cartons: 1	Total: \$970

Functions: A, B, C, D, E, F, G, H, I, J



Gravity
Black Mesh, Gray Seat

Model Number: TC201B.B-GRY			
Dimension			
Depth:	20.47" - 22.24"	Back Height:	21.8"
Width:	24.40" - 25.98"	Seat to Floor Height:	17.2" - 20"
Height:	38.38" - 42.32"	Usable Seat Depth:	18.5"
Seat Depth:	18.4" - 20"	Armrest Length:	8.8"
Seat Width:	18.5"	Weight Rating:	300 lbs
Back Width:	17.6"		
Total Shipping Weight: 43		Cartons: 1	Total: \$970

Functions: A, B, C, D, E, F, G, H, I, J

Model Number: TC201B.G-BLK			
Dimension			
Depth:	20.47" - 22.24"	Back Height:	21.8"
Width:	24.40" - 25.98"	Seat to Floor Height:	17.2" - 20"
Height:	38.38" - 42.32"	Usable Seat Depth:	18.5"
Seat Depth:	18.4" - 20"	Armrest Length:	8.8"
Seat Width:	18.5"	Weight Rating:	300 lbs
Back Width:	17.6"		
Total Shipping Weight: 43		Cartons: 1	Total: \$970

Functions: A, B, C, D, E, F, G, H, I, J

Model Number: TC201B.G-GRY			
Dimension			
Depth:	20.47" - 22.24"	Back Height:	21.8"
Width:	24.40" - 25.98"	Seat to Floor Height:	17.2" - 20"
Height:	38.38" - 42.32"	Usable Seat Depth:	18.5"
Seat Depth:	18.4" - 20"	Armrest Length:	8.8"
Seat Width:	18.5"	Weight Rating:	300 lbs
Back Width:	17.6"		
Total Shipping Weight: 43		Cartons: 1	Total: \$970

Functions: A, B, C, D, E, F, G, H, I, J



Gravity
Gray Mesh, Black Seat



Gravity
Gray Mesh, Gray Seat




A. Height Adjust



B. Seat Depth



C. Lumbar Adjust



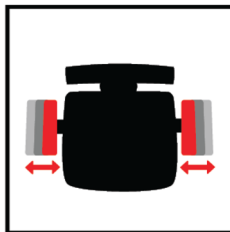
D. Back Tilt



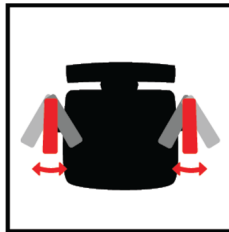
E. Arm Height



F. Arm Depth



G. Arm Width



H. Arm Pivot



I. Tilt Tension



J. Tilt Lock



Gravity Conference
Black Mesh, Black Seat



Gravity Conference
Black Leather



Gravity Conference
Gray Leather

Model Number: CC201A.B-BLK			
Dimension			
Depth:	23.62"	Back Height:	24.4"
Width:	21.6"	Seat to Floor Height:	16.4" - 19.5"
Height:	39.37" - 42.72"	Usable Seat Depth:	18.5"
Seat Depth:	17.8" - 19.8"	Armrest Length:	9.5"
Seat Width:	18.5"	Weight Rating:	300 lbs
Back Width:	18"		
Total Shipping Weight: 47		Cartons: 1	Total: \$1,394

Functions: A, B, C, D, J, K, I

Model Number: CC201A.BL-BLK			
Dimension			
Depth:	23.62"	Back Height:	24.4"
Width:	21.6"	Seat to Floor Height:	16.4" - 19.5"
Height:	39.37" - 42.72"	Usable Seat Depth:	18.5"
Seat Depth:	17.8" - 19.8"	Armrest Length:	9.5"
Seat Width:	18.5"	Weight Rating:	300 lbs
Back Width:	18"		
Total Shipping Weight: 47		Cartons: 1	Total: \$1,496

Functions: A, B, D, J, K, I

Model Code: CC201A.GL-GRY			
Dimension			
Depth:	23.62"	Back Height:	24.4"
Width:	21.6"	Seat to Floor Height:	16.4" - 19.5"
Height:	39.37" - 42.72"	Usable Seat Depth:	18.5"
Seat Depth:	17.8" - 19.8"	Armrest Length:	9.5"
Seat Width:	18.5"	Weight Rating:	300 lbs
Back Width:	18"		
Total Shipping Weight: 47		Cartons: 1	Total: \$1,496

Functions: A, B, D, J, K, I

Model Code: CC201A.SL-SMK			
Dimension			
Depth:	23.62"	Back Height:	24.4"
Width:	21.6"	Seat to Floor Height:	16.4" - 19.5"
Height:	39.37" - 42.72"	Usable Seat Depth:	18.5"
Seat Depth:	17.8" - 19.8"	Armrest Length:	9.5"
Seat Width:	18.5"	Weight Rating:	300 lbs
Back Width:	18"		
Total Shipping Weight: 47		Cartons: 1	Total: \$1,496

Functions: A, B, D, J, K, I



Gravity Conference
Smoke Gray Leather



A. Height Adjust



B. Seat Depth



C. Lumbar Adjust



F. Arm Depth



K. Loop Arms



D. Back Tilt



Switch Nesting Chair
Black Mesh, Black Seat

Model Number: NC201B.B-BLK			
Dimension			
Depth:	21.75"	Back Height:	17"
Width:	22.24"	Seat to Floor Height:	17.2"
Height:	35"	Usable Seat Depth:	19.5"
Seat Depth:	19.5"	Armrest Length:	13"
Seat Width:	19.5"	Weight Rating:	275 lbs
Back Width:	17.6"		
Total Shipping Weight: 43		Cartons: 1	Total: \$554

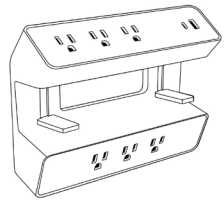
Functions: D, L



D. Back Tilt

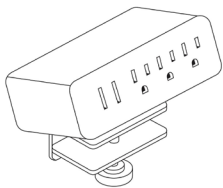


L. Nesting



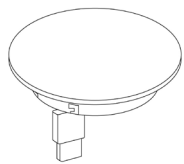
Clamp On Power Module
Dual 6-Outlet

- Standard and PWR-Link (-PL) versions.
- 6 AC outlets
- USB-C outlet
- USB-A outlet
- Available in white (.WHT) and black (.BLK).



Clamp On Power Module
Dual 3-Outlet

- Standard and PWR-Link (-PL) versions.
- 3 AC outlets
- USB-C outlet
- USB-A outlet
- Available in white (.WHT) and black (.BLK).



Wireless Charger
Standard Plug

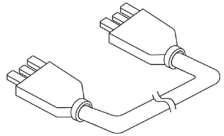
- 15W fast charge.
- 1.8m power cord.
- Available in silver (.SLV) and BLK (.BLK).

Product Code: PCL102-PL			
Description	Weight	Cartons	List Price
Clamp on Power - 8.3" D x 2.2" W x 6.6" H	2	1	\$598
Product Code: PCL102			
Description	Weight	Cartons	List Price
Clamp on Power - 8.3" D x 2.2" W x 6.6" H	2	1	\$598

Product Code: PCL105-PL			
Description	Weight	Cartons	List Price
Clamp on Power - 8.7" D x 5.9" W x 3.5" H	2	1	\$346
Product Code: PCL105			
Description	Weight	Cartons	List Price
Clamp on Power - 8.7" D x 5.9" W x 3.5" H	2	1	\$346

Product Code: PWC104			
Description	Weight	Cartons	List Price
Clamp on Power - 3" D x 0.5" W x 0.7" H	0.3	1	\$114

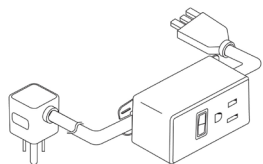
Product Code: PL-EXT6			
Description	Weight	Cartons	List Price
Power Extension - 80.5" D x 1.3" W x 0.7" H	1	1	\$74



Extension for PWR-Link
For PWR-Link plug

- 1 Male PWR-Link port
- 1 Female PWR-Link port

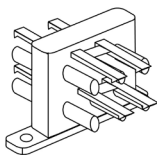
Product Code: PL-PLG200			
Description	Weight	Cartons	List Price
Power Cord - 83" D x 1.8" W x 1.7" H	1	1	\$154



Extension Cord
For Standard plug

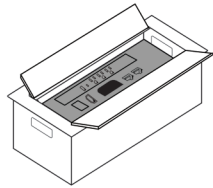
- 1 Female PWR-Link port
- 1 AC Outlet

Product Code: PL-ADPT			
Description	Weight	Cartons	List Price
Power Box - 2.1" D x 1.4" W x 1.6" H	0.1	1	\$13



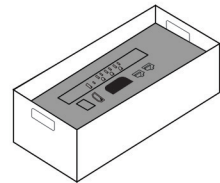
Center Adapter
For PWR-Link

- 2 Male PWR-Link ports
- 2 Female PWR-Link ports



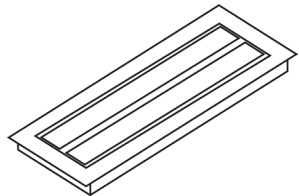
Conference Table Power Box with Cover
3 Outlet

- 3 AC outlets
- 1 USB-A outlets
- 1 USB-C oulets
- 2 CAT6 outlets
- 1 CAT3 outlet
- 2 HDMI outlets
- UL Listed



Conference Table Power Box
3 Outlet

- 3 AC outlets
- 1 USB-A outlets
- 1 USB-C oulets
- 2 CAT6 outlets
- 1 CAT3 outlet
- 2 HDMI outlets
- UL Listed
- Available in silver (.SLV) and black (.BLK).



Flip Cover for Conference Table Power Box
2 Door

- Available in silver (.SLV) and black (.BLK).
- UL Listed.

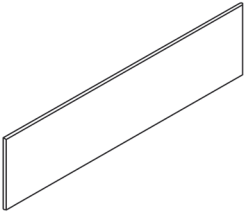
Product Code: PBX107.1			
Description	Weight	Cartons	List Price
Power Box - 11.2" D x 4.3" W x 4.3" H	2	1	\$638

Product Code: PBX107			
Description	Weight	Cartons	List Price
Power Box - 12.6" D x 4.7" W x 4.3" H	3	1	\$825

Product Code: PCVR106			
Description	Weight	Cartons	List Price
Power Box - 12.6" D x 4.7" W x 1.1" H	1	1	\$187


Product Code: TKB6320			
Description	Weight	Cartons	List Price
Tackboard - .38" D x 63" W x 20" H	4.1	1	\$330

Product Code: TKB6820			
Description	Weight	Cartons	List Price
Tackboard - .38" D x 68" W x 20" H	4.6	1	\$352



Tackboard
Fabric

- Recommended use in open hutch 66" and 71" for Kai or Rayne.
- 4 piece mounting bracket kit are pre-attached.
- Available in 4 fabric colors: Almond (.ALM), Midnight (.MDN), Rockport (.RKP) and Stone (.STN).




ALMOND .ALM



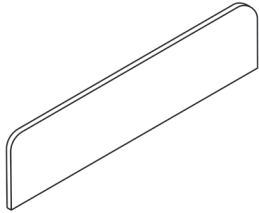
MIDNIGHT .MDN



ROCKPORT .RKP



STONE .STN



Privacy Screen
PET Felt

- Privacy screen only.
- Clamps to secure the privacy screens are available in 3 types: Top Mount (SCN-CLM01), Fixed Under Mount (SCN-CLM02), and Top Mount Bracket (CLMBRK01).
- Available in six felt colors: Cardinal (.CRD), Dusk (.DSK), Lagoon (.LGN), Oyster (.OYS), Navy (.NVY), and Raven (.RVN).

Product Code: SCN2418.__			
Description	Weight	Cartons	List Price
Screen - 1" D x 24" W x 18" H	2.3	1	\$217
Product Code: SCN3018.__			
Description	Weight	Cartons	List Price
Screen - 1" D x 30" W x 18" H	2.9	1	\$239
Product Code: SCN3618.__			
Description	Weight	Cartons	List Price
Screen - 1" D x 36" W x 18" H	3.6	1	\$257
Product Code: SCN4218.__			
Description	Weight	Cartons	List Price
Screen - 1" D x 42" W x 18" H	4.1	1	\$283
Product Code: SCN4818.__			
Description	Weight	Cartons	List Price
Screen - 1" D x 48" W x 18" H	4.6	1	\$300
Product Code: SCN6018.__			
Description	Weight	Cartons	List Price
Screen - 1" D x 60" W x 18" H	5.7	1	\$352
Product Code: SCN6618.__			
Description	Weight	Cartons	List Price
Screen - 1" D x 66" W x 18" H	6.4	1	\$370
Product Code: SCN7118.__			
Description	Weight	Cartons	List Price
Screen - 1" D x 71" W x 18" H	6.9	1	\$387




Surface Clamp
Top Mount

- Sold as a pair.
- Colors: Black (.BLK), Silver (.SLV), and White (.WHT)


Product Code: SCN-CLM01.__				
Description	Weight	Cartons	List Price	
Clamp - 1" D x 1" W x 2" H	0.5	1	\$55	




.CRD
Cardinal



.DSK
Dusk



.LGN
Lagoon



.NVY
Navy



.RVN
Raven

Product Code: SCN-CLM02.__				
Description	Weight	Cartons	List Price	
Clamp - 1" D x 1" W x 1" H	0.5	1	\$68	



Surface Clamp
Fixed Under Mount

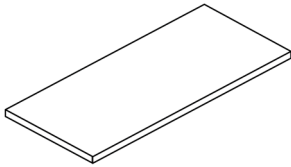
- Sold as a pair.
- Colors: Black (.BLK), Silver (.SLV), and White (.WHT)

Product Code: CLMBRK01.__				
Description	Weight	Cartons	List Price	
Clamp - 1" D x 1" W x 1" H	0.5	1	\$40	



Surface Clamp
Top Mount Bracket

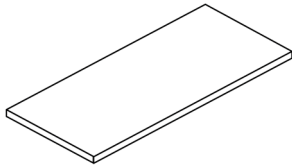
- Sold as a pair.
- Colors: Black (.BLK), Silver (.SLV), and White (.WHT)



Flat Edge Worksurface ★
Rectangular

- Horizontal Grain (H)
- Non-Fluted (NF)
- No Grommets (NG)
- Rayne finishes.
- 24" x 72, 30" x 60", 30" x 72" available in Kai finishes excluding Matte Black.
- Only Kai finishes are GSA.

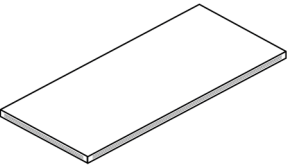
Product Code: WS2448.__.H.NF.NG			
Description	Weight	Cartons	List Price
Worksurface - 24" D x 48" W x 1" H	27	1	\$218
Product Code: WS2460.__.H.NF.NG			
Description	Weight	Cartons	List Price
Worksurface - 24" D x 60" W x 1" H	24	1	\$274
Product Code: WS2472.__.H.NF.NG			
Description	Weight	Cartons	List Price
Worksurface - 24" D x 72" W x 1" H	41	1	\$328
Product Code: WS3048.__.H.NF.NG			
Description	Weight	Cartons	List Price
Worksurface - 30" D x 48" W x 1" H	34	1	\$274
Product Code: WS3060.__.H.NF.NG			
Description	Weight	Cartons	List Price
Worksurface - 30" D x 60" W x 1" H	43	1	\$342
Product Code: WS3066.__.H.NF.NG			
Description	Weight	Cartons	List Price
Worksurface - 30" D x 66" W x 1" H	47	1	\$380
Product Code: WS3072.__.H.NF.NG			
Description	Weight	Cartons	List Price
Worksurface - 30" D x 72" W x 1" H	52	1	\$404
Product Code: WS3672.__.H.NF.NG			
Description	Weight	Cartons	List Price
Worksurface - 36" D x 72" W x 1" H	61	1	\$509



Flat Edge Worksurface
Rectangular

- Vertical Grain (V)
- Non-Fluted (NF)
- No Grommets (NG)
- Rayne finishes.

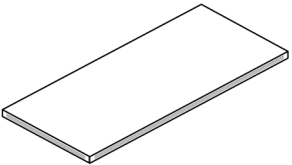
Product Code: WS2424.__.V.NF.NG			
Description	Weight	Cartons	List Price
Worksurface - 24" D x 24" W x 1" H	14	1	\$109
Product Code: WS2436.__.V.NF.NG			
Description	Weight	Cartons	List Price
Worksurface - 24" D x 36" W x 1" H	21	1	\$165
Product Code: WS2442.__.V.NF.NG			
Description	Weight	Cartons	List Price
Worksurface - 24" D x 42" W x 1" H	24	1	\$192
Product Code: WS2448.__.V.NF.NG			
Description	Weight	Cartons	List Price
Worksurface - 24" D x 48" W x 1" H	27	1	\$218



★ Fluted Edge Worksurface
Rectangular

- Horizontal Grain (H)
- Fluted (F)
- No Grommets (NG)
- Kai finishes including Matte Black.

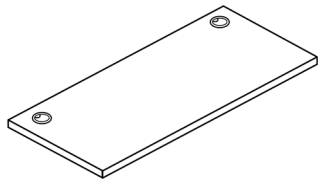
Product Code: WS2448.__.H.F.NG			
Description	Weight	Cartons	List Price
Worksurface - 24" D x 48" W x 1" H	27	1	\$240
Product Code: WS2460.__.H.F.NG			
Description	Weight	Cartons	List Price
Worksurface - 24" D x 60" W x 1" H	34	1	\$301
Product Code: WS2472.__.H.F.NG			
Description	Weight	Cartons	List Price
Worksurface - 24" D x 72" W x 1" H	40	1	\$361
Product Code: WS3048.__.H.F.NG			
Description	Weight	Cartons	List Price
Worksurface - 30" D x 48" W x 1" H	34	1	\$301
Product Code: WS3060.__.H.F.NG			
Description	Weight	Cartons	List Price
Worksurface - 30" D x 60" W x 1" H	43	1	\$377
Product Code: WS3066.__.H.F.NG			
Description	Weight	Cartons	List Price
Worksurface - 30" D x 66" W x 1" H	47	1	\$419
Product Code: WS3072.__.H.F.NG			
Description	Weight	Cartons	List Price
Worksurface - 30" D x 72" W x 1" H	50	1	\$452
Product Code: WS3672.__.H.F.NG			
Description	Weight	Cartons	List Price
Worksurface - 36" D x 72" W x 1" H	61	1	\$561



★ Fluted Edge Worksurface
Rectangular

- Vertical Grain (V)
- Fluted (F)
- No Grommets (NG)
- Kai finishes including Matte Black.

Product Code: WS2424.__.V.F.NG			
Description	Weight	Cartons	List Price
Worksurface - 24" D x 24" W x 1" H	14	1	\$121
Product Code: WS2436.__.V.F.NG			
Description	Weight	Cartons	List Price
Worksurface - 24" D x 36" W x 1" H	20	1	\$182
Product Code: WS2442.__.V.F.NG			
Description	Weight	Cartons	List Price
Worksurface - 24" D x 42" W x 1" H	24	1	\$212
Product Code: WS2448.__.V.F.NG			
Description	Weight	Cartons	List Price
Worksurface - 24" D x 48" W x 1" H	27	1	\$240

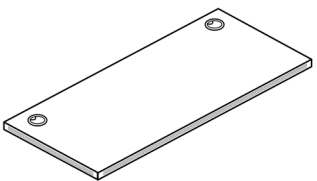


Flat Edge Worksurface
Rectangular

- Horizontal Grain (H)
- Non-Fluted (NF)
- Two Grommets (G)
- Rayne finishes.

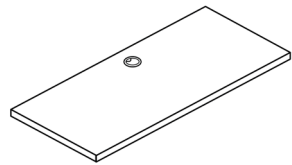
Product Code: WS2460.___.H.NF.G			
Description	Qty	Model	List Price
Non-Fluted Worksurface - 24" D x 60" W x 1" H	1	WS2460	\$261
Grommet - 2.5" D x 2.5" W x 1" H	2	KP-25	\$20
Total Shipping Weight: 34		Cartons: 2	Total: \$296
Product Code: WS2472.___.H.NF.G			
Description	Qty	Model	List Price
Fluted Worksurface - 24" D x 72" W x 1" H	1	WS2472	\$312
Grommet - 2.5" D x 2.5" W x 1" H	2	KP-25	\$20
Total Shipping Weight: 41		Cartons: 1	Total: \$350
Product Code: WS3048.___.H.NF.G			
Description	Qty	Model	List Price
Non-Fluted Worksurface - 30" D x 48" W x 1" H	1	WS3048	\$261
Grommet - 2.5" D x 2.5" W x 1" H	2	KP-25	\$20
Total Shipping Weight: 34		Cartons: 1	Total: \$296
Product Code: WS3060.___.H.NF.G			
Description	Qty	Model	List Price
Non-Fluted Worksurface - 30" D x 60" W x 1" H	1	WS3060	\$326
Grommet - 2.5" D x 2.5" W x 1" H	2	KP-25	\$20
Total Shipping Weight: 43		Cartons: 1	Total: \$364
Product Code: WS3066.___.H.NF.G			
Description	Qty	Model	List Price
Non-Fluted Worksurface - 30" D x 66" W x 1" H	1	WS3066	\$362
Grommet - 2.5" D x 2.5" W x 1" H	2	KP-25	\$20
Total Shipping Weight: 47		Cartons: 1	Total: \$402
Product Code: WS3072.___.H.NF.G			
Description	Qty	Model	List Price
Non-Fluted Worksurface - 30" D x 72" W x 1" H	1	WS3072	\$430
Grommet - 2.5" D x 2.5" W x 1" H	2	KP-25	\$20
Total Shipping Weight: 52		Cartons: 1	Total: \$426
Product Code: WS3672.___.H.NF.G			
Description	Qty	Model	List Price
Non-Fluted Worksurface - 36" D x 72" W x 1" H	1	WS3672	\$485
Grommet - 2.5" D x 2.5" W x 1" H	2	KP-25	\$20
Total Shipping Weight: 61		Cartons: 1	Total: \$531

Product Code: WS2460.___.H.F.G			
Description	Qty	Model	List Price
Fluted Worksurface - 24" D x 60" W x 1" H	1	WS2460	\$301
Grommet - 2.5" D x 2.5" W x 1" H	2	KP-25	\$20
Total Shipping Weight: 34		Cartons: 2	Total: \$323
Product Code: WS2472.___.H.F.G			
Description	Qty	Model	List Price
Fluted Worksurface - 24" D x 72" W x 1" H	1	WS2472	\$361
Grommet - 2.5" D x 2.5" W x 1" H	2	KP-25	\$20
Total Shipping Weight: 41		Cartons: 1	Total: \$383
Product Code: WS3048.___.H.F.G			
Description	Qty	Model	List Price
Fluted Worksurface - 30" D x 48" W x 1" H	1	WS3048	\$301
Grommet - 2.5" D x 2.5" W x 1" H	2	KP-25	\$20
Total Shipping Weight: 34		Cartons: 1	Total: \$323
Product Code: WS3060.___.H.F.G			
Description	Qty	Model	List Price
Fluted Worksurface - 30" D x 60" W x 1" H	1	WS3060	\$377
Grommet - 2.5" D x 2.5" W x 1" H	2	KP-25	\$20
Total Shipping Weight: 43		Cartons: 1	Total: \$399
Product Code: WS3066.___.H.F.G			
Description	Qty	Model	List Price
Fluted Worksurface - 30" D x 66" W x 1" H	1	WS3066	\$419
Grommet - 2.5" D x 2.5" W x 1" H	2	KP-25	\$20
Total Shipping Weight: 47		Cartons: 1	Total: \$441
Product Code: WS3072.___.H.F.G			
Description	Qty	Model	List Price
Fluted Worksurface - 30" D x 72" W x 1" H	1	WS3072	\$452
Grommet - 2.5" D x 2.5" W x 1" H	2	KP-25	\$20
Total Shipping Weight: 52		Cartons: 1	Total: \$474
Product Code: WS3672.___.H.F.G			
Description	Qty	Model	List Price
Fluted Worksurface - 36" D x 72" W x 1" H	1	WS3672	\$561
Grommet - 2.5" D x 2.5" W x 1" H	2	KP-25	\$20
Total Shipping Weight: 61		Cartons: 1	Total: \$583



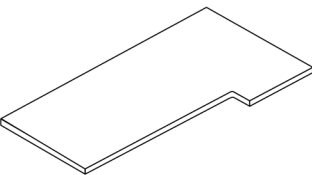
★ Fluted Edge Worksurface
Rectangular

- Horizontal Grain (H)
- Fluted (F)
- Two Grommets (G)
- Kai finishes including Matte Black.



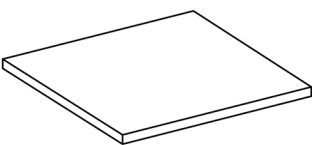
Flat Edge Worksurface
Rectangular

- Horizontal Grain (H)
- Non-Fluted (NF)
- One Grommet (G)
- Rayne finishes.



Flat Edge Worksurface
Extended Corner

- Horizontal Grain (H)
- Non-Fluted (NF)
- No Grommets (NG)
- Rayne finishes.



★ Flat Edge Worksurface
Square

- Non-Fluted (NF)
- Rayne and Kai finishes including Matte Black. Only Kai finishes are GSA.

Product Code: WS2442.___.V.NF.G			
Description	Qty	Model	List Price
Non-Fluted Worksurface - 24" D x 42" W x 1" H	1	WS2442	\$192
Grommet - 2.5" D x 2.5" W x 1" H	1	KP-25	\$20

Total Shipping Weight: 27 Cartons: 2 Total: \$203

Product Code: WS2448.___.V.NF.G			
Description	Qty	Model	List Price
Non-Fluted Worksurface - 24" D x 48" W x 1" H	1	WS2448	\$218
Grommet - 2.5" D x 2.5" W x 1" H	1	KP-25	\$20

Total Shipping Weight: 35 Cartons: 1 Total: \$251

Product Code: WSEC2460.___.H.NF.NG			
Description	Weight	Cartons	List Price
Worksurface - 24"-36" D x 60" W x 1" H	43	1	\$327

Product Code: WSEC2472.___.H.NF.NG			
Description	Weight	Cartons	List Price
Worksurface - 24"-36" D x 72" W x 1" H	49	1	\$377

Product Code: WS3636.___.NF			
Description	Weight	Cartons	List Price
Worksurface - 36" D x 36" W x 1" H	30	1	\$271

Product Code: WS4242.___.NF			
Description	Weight	Cartons	List Price
Worksurface - 42" D x 42" W x 1" H	41	1	\$292

Product Code: WS2442.___.V.F.G			
Description	Qty	Model	List Price
Fluted Worksurface - 24" D x 42" W x 1" H	1	WS2442	\$212
Grommet - 2.5" D x 2.5" W x 1" H	1	KP-25	\$20

Total Shipping Weight: 27 Cartons: 2 Total: \$223

Product Code: WS2448.___.V.F.G			
Description	Qty	Model	List Price
Fluted Worksurface - 24" D x 48" W x 1" H	1	WS2448	\$240
Grommet - 2.5" D x 2.5" W x 1" H	1	KP-25	\$20

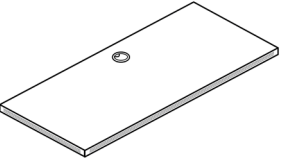
Total Shipping Weight: 35 Cartons: 1 Total: \$251

Product Code: WSEC2460.___.H.F.NG			
Description	Weight	Cartons	List Price
Worksurface - 24"-36" D x 60" W x 1" H	42	1	\$360

Product Code: WSEC2472.___.H.F.NG			
Description	Weight	Cartons	List Price
Worksurface - 24"-36" D x 72" W x 1" H	48	1	\$415

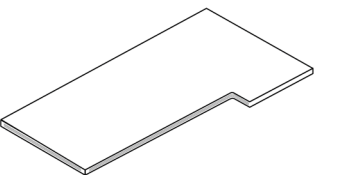
Product Code: RWS36.___.NF			
Description	Weight	Cartons	List Price
Worksurface - 36" D x 36" W x 1" H	26	1	\$292

Product Code: RWS42.___.NF			
Description	Weight	Cartons	List Price
Worksurface - 42" D x 42" W x 1" H	34	1	\$334



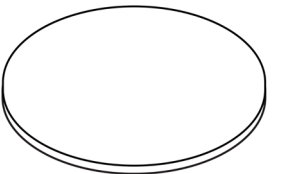
★ Fluted Edge Worksurface
Rectangular

- Horizontal Grain (H)
- Fluted (F)
- One Grommet (G)
- Kai finishes including Matte Black.



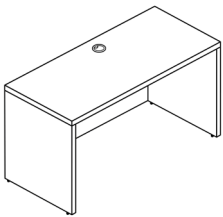
★ Fluted Edge
Worksurface
Extended Corner

- Horizontal Grain (H)
- Fluted (F)
- No Grommets (NG)
- Kai finishes including Matte Black.



★ Flat Edge Worksurface
Round

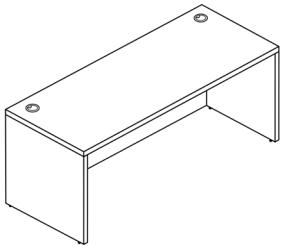
- Non-Fluted (NF)
- Rayne and Kai finishes including Matte Black. Only Kai finishes are GSA.



Desk Shell

- Non-fluted edges.
- Can hold 0-1 pedestals.
- Can hold a pencil drawer.
- Rayne finishes.

Product Code: RN-D2448			
Description	Weight	Cartons	List Price
Desk Shell - 23.75" D x 48.25" W x 29" H	79	2	\$521



Desk Shell

- Non-fluted edges.
- Can hold 0-2 pedestals.
- Can hold a pencil drawer.
- Rayne finishes.

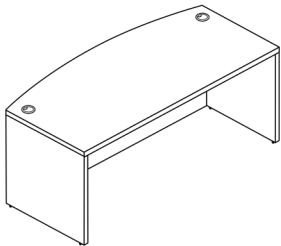
Product Code: RN-D3048			
Description	Weight	Cartons	List Price
Desk Shell - 30.25" D x 48.25" W x 29" H	94	2	\$580

Product Code: RN-D3060			
Description	Weight	Cartons	List Price
Desk Shell - 30.25" D x 60.25" W x 29" H	108	2	\$633

Product Code: RN-D3066			
Description	Weight	Cartons	List Price
Desk Shell - 30.25" D x 66.25" W x 29" H	115	2	\$661

Product Code: RN-D3071			
Description	Weight	Cartons	List Price
Desk Shell - 30.25" D x 71" W x 29" H	117	2	\$706

Product Code: RN-D3671			
Description	Weight	Cartons	List Price
Desk Shell - 35.75" D x 71" W x 29" H	139	2	\$836

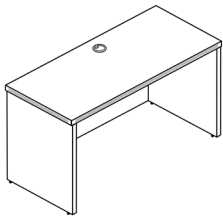


Bow Front Desk Shell

- Non-fluted edges.
- Can hold 0-2 pedestals.
- Can hold a pencil drawer.
- Rayne finishes.

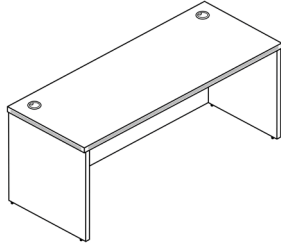
Product Code: RN-DB3671			
Description	Weight	Cartons	List Price
Desk Shell - 36" - 41" D x 71" W x 29" H	146	2	\$852

Product Code: D2448			
Description	Weight	Cartons	List Price
Desk Shell - 23.75" D x 48.25" W x 29" H	78	2	\$481



★ Desk Shell

- Note:**
- Fluted edges.
 - Can hold 0-1 pedestals.
 - Can hold a pencil drawer.
 - Kai finishes.



★ Desk Shell

- Note:**
- Fluted edges.
 - Can hold 0-2 pedestals.
 - Can hold a pencil drawer.
 - Kai finishes.

Product Code: D3048			
Description	Weight	Cartons	List Price
Desk Shell - 30.25" D x 48.25" W x 29" H	95	2	\$535

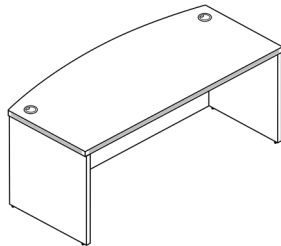
Product Code: D3060			
Description	Weight	Cartons	List Price
Desk Shell - 30.25" D x 60.25" W x 29" H	108	2	\$592

Product Code: D3066			
Description	Weight	Cartons	List Price
Desk Shell - 30.25" D x 66.25" W x 29" H	114	2	\$612

Product Code: D3071			
Description	Weight	Cartons	List Price
Desk Shell - 30.25" D x 71" W x 29" H	119	2	\$706

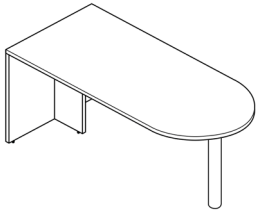
Product Code: D3671			
Description	Weight	Cartons	List Price
Desk Shell - 35.75" D x 71" W x 29" H	138	2	\$820

Product Code: DB3671			
Description	Weight	Cartons	List Price
Desk Shell - 36" - 41" D x 71" W x 29" H	141	2	\$844



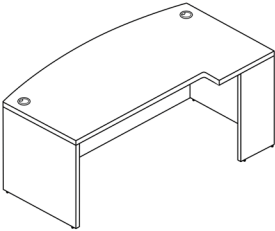
★ Bow Front Desk Shell

- Fluted edges.
- Can hold 0-2 pedestals.
- Can hold a pencil drawer.
- Kai finishes.



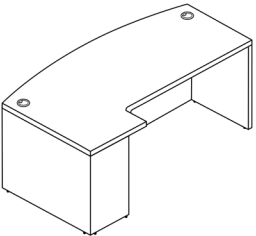
D-Top Desk Shell

- Note:**
- Non-fluted edges.
 - Metal post leg is silver for Harbor Elm and black for Coastal Dune.
 - Post leg is 3" diameter.
 - Rayne finishes.



Extended Corner Bow Front Desk Shell

- Note:**
- Right-Handed.
 - Non-fluted edges.
 - Can hold 0-1 pedestals.
 - Can hold a pencil drawer.
 - Rayne finishes.



Extended Corner Bow Front Desk Shell

- Non-fluted edges.
- Left-Handed.
- Can hold 0-1 pedestals.
- Can hold a pencil drawer.
- Rayne finishes.

Product Code: RN-DT3071			
Description	Weight	Cartons	List Price
Desk Shell - 30.25" D x 71" W x 29" H	77	2	\$577
Product Code: RN-DT3671			
Description	Weight	Cartons	List Price
Desk Shell - 35.75" D x 71" W x 29" H	91	2	\$605

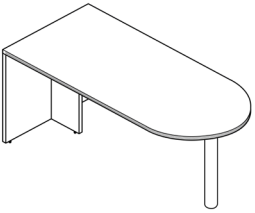
Product Code: RN-EBD3671R				
Description	Weight	Cartons	List Price	
Desk Shell - 30" - 41" D x 71" W x 29" H	146	2	\$1,114	

Product Code: RN-EBD3671L				
Description	Weight	Cartons	List Price	
Desk Shell - 30" - 41" D x 71" W x 29" H	146	2	\$1,114	

Product Code: DT3071			
Description	Weight	Cartons	List Price
Desk Shell - 30.25" D x 71" W x 29" H	76	2	\$508
Product Code: DT3671			
Description	Weight	Cartons	List Price
Desk Shell - 35.75" D x 71" W x 29" H	87	2	\$562

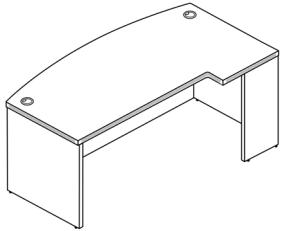
Product Code: EBD3671R				
Description	Weight	Cartons	List Price	
Desk Shell - 30" - 41" D x 71" W x 29" H	153	2	\$1,092	

Product Code: EBD3671L				
Description	Weight	Cartons	List Price	
Desk Shell - 30" - 41" D x 71" W x 29" H	153	2	\$1,092	



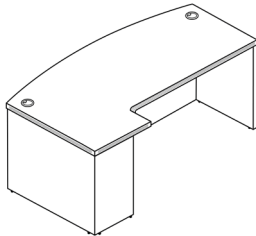
★ D-Top Desk Shell

- Note:**
- Fluted edges.
 - Metal post leg is black.
 - Post leg is 3" diameter.
 - Kai finishes.



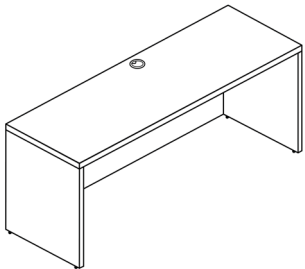
★ Extended Corner Bow Front Desk Shell

- Right-Handed.
- Fluted edges.
- Can hold 0-1 pedestals.
- Can hold a pencil drawer.
- Kai finishes.



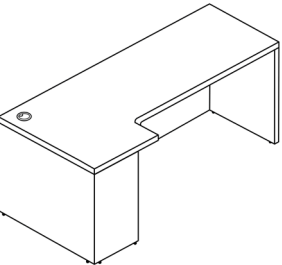
★ Extended Corner Bow Front Desk Shell

- Left-Handed.
- Fluted edges.
- Can hold 0-1 pedestals.
- Can hold a pencil drawer.
- Kai finishes.



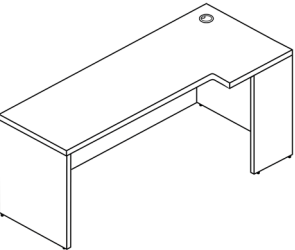
Credenza Shell

- Non-fluted edges.
- Can hold 0-2 pedestals.
- 66" W can hold 1 30" or 36" W storage item.
- 71" can hold 1-2 30" or 36" W storage item.
- Can hold a pencil drawer.
- Rayne finishes.



Extended Corner Credenza Shell

- Note:**
- Right-Handed.
 - Non-fluted edges.
 - Can hold 0-1 pedestals.
 - Can hold a pencil drawer.
 - Rayen finishes.

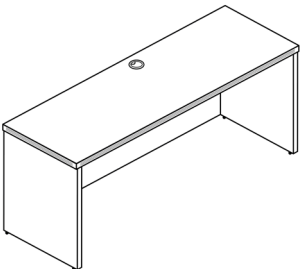


Extended Corner Credenza Shell

- Note:**
- Left-Handed.
 - Non-fluted edges.
 - Can hold 0-1 pedestals
 - Can hold a pencil drawer.
 - Rayne finishes.

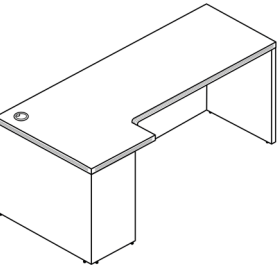
Product Code: RN-C2466			
Description	Weight	Cartons	List Price
Credenza - 23.75" D x 66.25" W x 29" H	96	2	\$595
Product Code: RN-C2471			
Description	Weight	Cartons	List Price
Credenza - 23.75" D x 71" W x 29" H	105	2	\$613

Product Code: C2466			
Description	Weight	Cartons	List Price
Credenza - 23.75" D x 66.25" W x 29" H	97	2	\$550
Product Code: C2471			
Description	Weight	Cartons	List Price
Credenza - 23.75" D x 71" W x 29" H	102	2	\$565



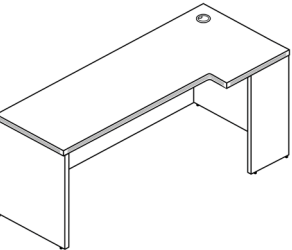
★ Credenza Shell

- Fluted edges.
- Can hold 1-2 pedestals.
- 66" W can hold 1 30" or 36" W storage item.
- 71" can hold 1-2 30" or 36" W storage item.
- Can hold a pencil drawer.
- Kai finishes.



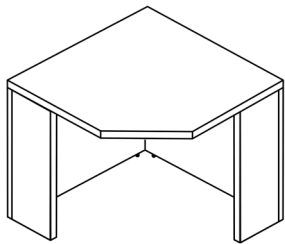
★ Extended Corner Credenza Shell

- Note:**
- Right-Handed.
 - Fluted edges.
 - Can hold 0-1 pedestals.
 - Can hold a pencil drawer.
 - Kai finishes.



★ Extended Corner Credenza Shell

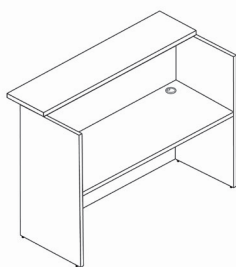
- Note:**
- Left-Handed.
 - Fluted edges.
 - Can hold 0-1 pedestals.
 - Kai finishes.



Corner Shell

- Non-fluted edges.
- Can be used with credenza shells for corner desk setups.
- Rayne finishes.

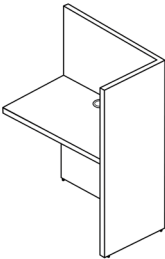
Product Code: RN-CR36			
Description	Weight	Cartons	List Price
Corner Shell - 36" D x 36" W x 29" H	89	2	\$544



Reception Desk

- Rectangular non-fluted transaction top.
- Can hold 0-2 pedestals.
- Rayne finishes.

Product Code: RN-RD3071			
Description	Weight	Cartons	List Price
Desk Shell - 30" - 36" D x 71" W x 29" - 42" H	177	2	\$1,120

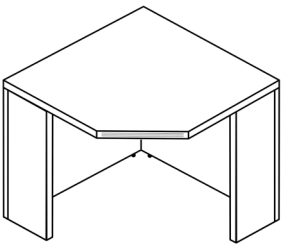


Reception Return Shell

- Reversible.
- Non-fluted edges.
- 1 grommet on the top.
- Rayne finishes.

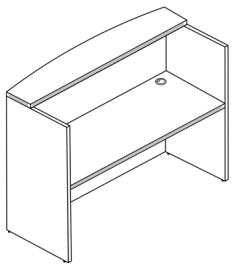
Product Code: RN-RR2442			
Description	Weight	Cartons	List Price
Return - 23.75" D x 42" W x 29" - 42" H	85	1	\$592

Product Code: CR36			
Description	Weight	Cartons	List Price
Corner Shell - 36" D x 36" W x 29" H	88	2	\$496



★ Corner Shell

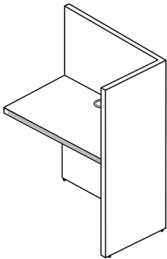
- Fluted edges.
- Can be used with credenza shells for corner desk setups.
- Kai finishes.



★ Reception Desk

- Curved and fluted transaction top.
- Can hold 0-2 pedestals.
- Kai finishes.

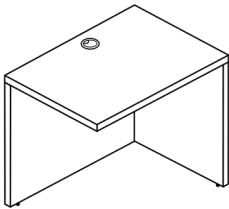
Product Code: RD3071			
Description	Weight	Cartons	List Price
Desk Shell - 30" - 36" D x 71" W x 29" - 42" H	174	2	\$1,073



★ Reception Return Shell

- Reversible.
- Fluted edges.
- 1 grommet on the top.
- Kai finishes.

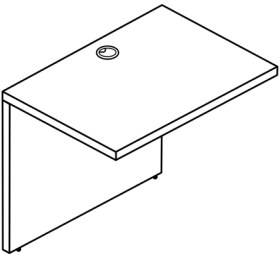
Product Code: RR2442			
Description	Weight	Cartons	List Price
Return - 23.75" D x 42" W x 29" - 42" H	82	1	\$581



Return Shell

- Reversible.
- Non-fluted edges.
- 2 grommets - 1 top, 1 on the modesty panel.
- Rayne finishes.

Product Code: RN-R2040			
Description	Weight	Cartons	List Price
Return - 20.25" D x 39.5" W x 29" H	57	2	\$405
Product Code: RN-R2442			
Description	Weight	Cartons	List Price
Return - 23.75" D x 42" W x 29" H	66	2	\$441
Product Code: RN-R2448			
Description	Weight	Cartons	List Price
Return - 23.75" D x 48" W x 29" H	73	2	\$489



Bridge Shell

- Reversible.
- Non-fluted edges.
- 2 grommets - 1 top, 1 on the modesty panel.
- Rayne finishes.

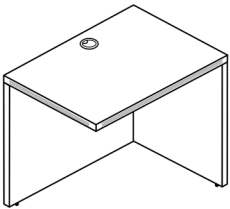
Product Code: RN-B2436			
Description	Weight	Cartons	List Price
Bridge - 23.75" D x 36" W x 29" H	44	1	\$350
Product Code: RN-B2442			
Description	Weight	Cartons	List Price
Bridge - 23.75" D x 42" W x 29" H	51	1	\$364
Product Code: RN-B2448			
Description	Weight	Cartons	List Price
Bridge - 23.75" D x 48" W x 29" H	57	1	\$396



Half Gable Leg

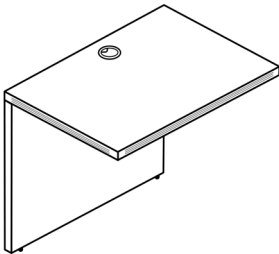
- Rayne Finishes.

Product Code: RN-GL2814			
Description	Weight	Cartons	List Price
Credenza - 1.3"D x 14.5" W x 28.3" H	10	1	\$104




★ Return Shell

- Note:**
- Reversible.
 - Fluted edges.
 - 2 grommets - 1 top, 1 on the modesty panel.
 - Kai finishes including Matte Black.



★ Bridge Shell

- Reversible.
- Fluted edges.
- 2 grommets - 1 top, 1 on the modesty panel.
- Kai finishes including Matte Black.



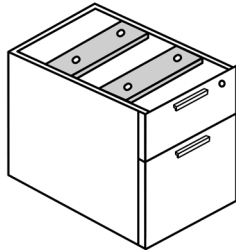
★ Half Gable Leg

- Kai Finishes including Matte Black.

Product Code: R2040			
Description	Weight	Cartons	List Price
Return - 20.25" D x 39.5" W x 29" H	59	2	\$362
Product Code: R2442			
Description	Weight	Cartons	List Price
Return - 23.75" D x 42" W x 29" H	65	2	\$437
Product Code: R2448			
Description	Weight	Cartons	List Price
Return - 23.75" D x 48" W x 29" H	74	2	\$477

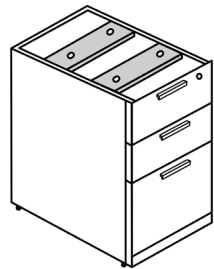
Product Code: B2436			
Description	Weight	Cartons	List Price
Bridge - 23.75" D x 36" W x 29" H	44	1	\$304
Product Code: B2442			
Description	Weight	Cartons	List Price
Bridge - 23.75" D x 42" W x 29" H	50	1	\$360
Product Code: B2448			
Description	Weight	Cartons	List Price
Bridge - 23.75" D x 48" W x 29" H	59	1	\$387

Product Code: GL2814			
Description	Weight	Cartons	List Price
Credenza - 1.3"D x 14.5" W x 28.3" H	10	1	\$104




Box/File Pedestal

- Lock secures all drawers.
- Suspended.
- Handle is black for Coastal Dune and brushed nickel for Harbor Elm.
- Front to back filing.
- Rayne finishes.



Box/Box/File Pedestal

- Lock secures all drawers.
- Full height.
- Handle is black for Coastal Dune and brushed nickel for Harbor Elm.
- Front to back filing.
- Modern kickplate.
- Rayne finishes.



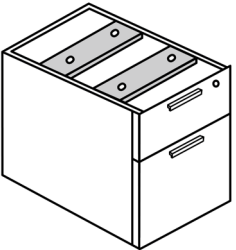
File/File Pedestal

- Lock secures all drawers.
- Full height.
- Handle is black for Coastal Dune and brushed nickel for Harbor Elm.
- Front to back filing.
- Modern kickplate.
- Rayne finishes.

Product Code: RN-BF20			
Description	Weight	Cartons	List Price
Pedestal - 22" D x 15.5" W x 18" H	39	1	\$469
Product Code: RN-BF24			
Description	Weight	Cartons	List Price
Pedestal - 22" D x 15.5" W x 20" H	48	1	\$482


Product Code: RN-BBF24				
Description	Weight	Cartons	List Price	
Pedestal - 22" D x 15.5" W x 28" H	72	1	\$662	

Product Code: RN-FF24				
Description	Weight	Cartons	List Price	
Pedestal - 22" D x 15.5" W x 28" H	70	1	\$628	




★ Box/Box/File Pedestal

- Lock secures all drawers.
- Suspended.
- Handle is silver nickel
- Black handle available for additional fee.
- Front to back filing.
- Kai finishes including Matte Black.



★ Box/Box/File Pedestal

- Lock secures all drawers.
- Full height.
- Handle is silver nickel
- Black handle (KP-32) available for \$20 list.
- Front to back filing.
- 2" kickplate.
- Kai finishes including Matte Black.




★ File/File Pedestal

- Lock secures all drawers.
- Full height.
- Handle is silver nickel
- Black handle (KP-32) available for \$20 list.
- Front to back filing.
- 2" kickplate.
- Kai finishes including Matte Black.

Product Code: BF20			
Description	Weight	Cartons	List Price
Pedestal - 22" D x 15.5" W x 18" H	40	1	\$462
Product Code: BF24			
Description	Weight	Cartons	List Price
Pedestal - 22" D x 15.5" W x 20" H	44	1	\$478

Product Code: BBF24				
Description	Weight	Cartons	List Price	
Pedestal - 22" D x 15.5" W x 28" H	61	1	\$650	

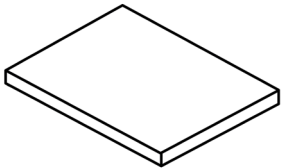
Product Code: FF24				
Description	Weight	Cartons	List Price	
Pedestal - 22" D x 15.5" W x 28" H	62	1	\$615	



Mobile Pedestal

- Fits under all standard height desks.
- Lock secures all drawers.
- Front to back filing.
- Hardwood casters.
- Rayne finishes.

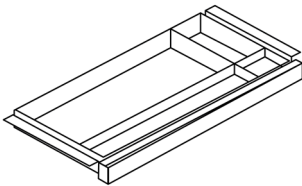
Product Code: RN-MBF24			
Description	Weight	Cartons	List Price
Pedestal - 23" D x 15.5" W x 22.5" H	58	1	\$699



Pedestal Top

- Note:**
- Non-fluted edges.
 - Fits BBF24 and FF24 pedestals to create standalone storage.
 - Rayne finishes.

Product Code: RN-PT24			
Description	Weight	Cartons	List Price
Worksurface - 22" D x 15.5" W x 1" H	8	1	\$88




Pencil Drawer

- Rayne Finishes.
- Face of drawer has vertical grain.

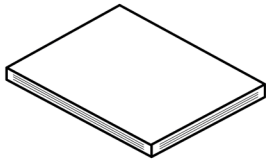
Product Code: RN-PD22			
Description	Weight	Cartons	List Price
Pencil Drawer - 16.5" D x 22.5" W x 2.38" H	10	1	\$181

Product Code: MBF24			
Description	Weight	Cartons	List Price
Pedestal - 23" D x 15.5" W x 23.5" H	56	1	\$688



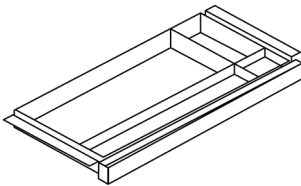
★ Mobile Pedestal

- Fits under all standard height desks.
- Lock secures all drawers.
- Front to back filing.
- Hardwood casters.
- Kai finishes including Matte Black.



★ Pedestal Top

- Fluted edges.
- Fits BBF24 and FF24 pedestals to create standalone storage.
- Kai finishes including Matte Black.

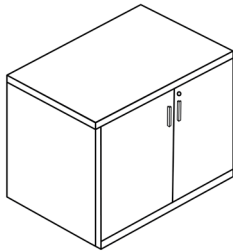


★ Pencil Drawer

- Kai Finishes including Matte Black.
- Face of drawer has vertical grain.

Product Code: PT24			
Description	Weight	Cartons	List Price
Worksurface - 22" D x 15.5" W x 1" H	8	1	\$88

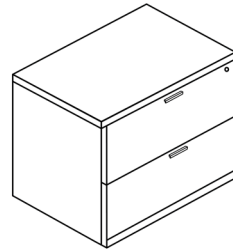
Product Code: PD22			
Description	Weight	Cartons	List Price
Pencil Drawer - 16.5" D x 22.5" W x 2.38" H	10	1	\$181



Storage Cabinet

- Ships with the top that will need removed when installing under desk.
- 1 adjustable inner shelf.
- Lock secures all doors.
- Rayne finishes.

Product Code: RN-SC36				
Description	Weight	Cartons	List Price	
Cabinet - 22.5" D x 34.5" W x 29" H	117	1	\$917	




Lateral File

- Ships with the top that will need removed when installing under desk.
- Hanging file dividers.
- Lock secures all drawers.
- Side to side filing.
- Rayne finishes.

Product Code: RN-L30				
Description	Weight	Cartons	List Price	
Lateral - 22.5" D x 30.5" W x 29" H	131	1	\$1,078	

Product Code: RN-L36				
Description	Weight	Cartons	List Price	
Lateral - 22.5" D x 34.5" W x 29" H	144	1	\$1,278	

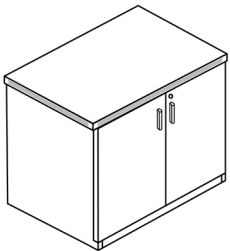


Multi-File Lateral File

- Right lock secures both box drawers, left lock secures the file drawers.
- Ships with the top that will need removed when installing under desk.
- Front to back & side to side filing.
- Rayne finishes.

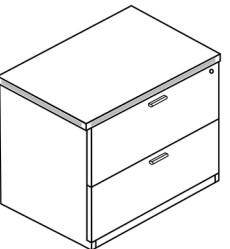
Product Code: RN-MFL				
Description	Weight	Cartons	List Price	
Lateral - 22.5" D x 30.5" W x 29" H	150	1	\$1,367	

Product Code: SC36				
Description	Weight	Cartons	List Price	
Cabinet - 22.5" D x 34.5" W x 29" H	100	1	\$842	




★ Storage Cabinet

- Ships with the top that will need removed when installing under desk.
- Lock secures all doors.
- Kai finishes (not Black).



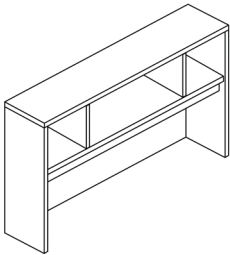
★ Lateral File

- Ships with the top that will need removed when installing under desk.
- Hanging file dividers.
- Lock secures all drawers.
- Side to side filing.
- Kai finishes (not Black).



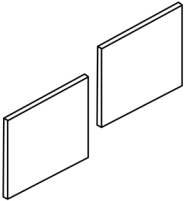
★ Multi-File Lateral File

- One lock secures both box drawers, the other lock secures the file drawers.
- Ships with the top that will need removed when installing under desk.
- Front to back & side to side filing.
- Kai finishes (not Black).



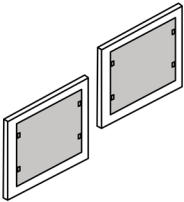
Open Hutch

- Non-fluted edges.
- OH66” fits 66” widths.
- OH71” fits 71” widths.
- 75 lb weight limit.
- Rayne finishes.



Open Hutch Wood Door Kit (Pair)

- WD66 is compatible with Open Hutch 66”.
- WD71 is compatible with Open Hutch 71”.



Open Hutch Glass Door Kit (Pair)

- GD66 is compatible with Open Hutch 66”.
- GD71 is compatible with Open Hutch 71”.

Product Code: RN-OH66			
Description	Weight	Cartons	List Price
Open Hutch - 14.75" D x 66.25" W x 43" H	121	1	\$916
Product Code: RN-OH71			
Description	Weight	Cartons	List Price
Open Hutch - 14.75" D x 71" W x 43" H	140	1	\$953

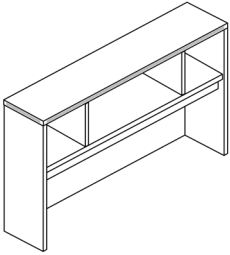
Product Code: RN-WD66			
Description	Weight	Cartons	List Price
Door Kit - .63" D x 15.75" W x 15.13" H	8	1	\$121
Product Code: RN-WD71			
Description	Weight	Cartons	List Price
Door Kit - .63" D x 17" W x 15.13" H	10	1	\$125

Product Code: RN-GD66			
Description	Weight	Cartons	List Price
Door Kit - .63" D x 15.75" W x 15.13" H	9	1	\$404
Product Code: RN-GD71			
Description	Weight	Cartons	List Price
Door Kit - .63" D x 17" W x 15.13" H	9	1	\$416

Product Code: OH66			
Description	Weight	Cartons	List Price
Open Hutch - 14.75" D x 66.25" W x 40" H	122	1	\$858
Product Code: OH71			
Description	Weight	Cartons	List Price
Open Hutch - 14.75" D x 71" W x 40" H	129	1	\$894

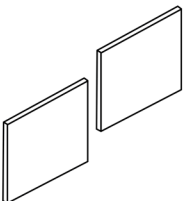
Product Code: WD66			
Description	Weight	Cartons	List Price
Door Kit - .63" D x 15.75" W x 15.13" H	8	1	\$121
Product Code: WD71			
Description	Weight	Cartons	List Price
Door Kit - .63" D x 17" W x 15.13" H	8	1	\$125

Product Code: GD66			
Description	Weight	Cartons	List Price
Door Kit - .63" D x 15.75" W x 15.13" H	10	1	\$404
Product Code: GD71			
Description	Weight	Cartons	List Price
Door Kit - .63" D x 17" W x 15.13" H	10	1	\$416



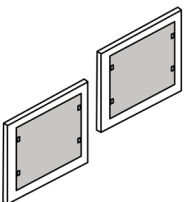
★ Open Hutch

- Fluted edges.
- OH66” fits 66” widths.
- OH71” fits 71” widths.
- 75 lb weight limit.
- Kai finishes.



★ Open Hutch Wood Door Kit (Pair)

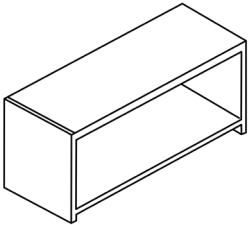
- WD66 is compatible with Open Hutch 66”.
- WD71 is compatible with Open Hutch 71”.



★ Open Hutch Glass Door Kit (Pair)

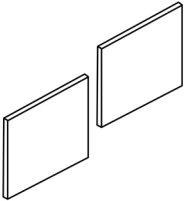
- GD66 is compatible with Open Hutch 66”.
- GD71 is compatible with Open Hutch 71”.

Rayne finishes: Coastal Dune (.CDN) and Harbor Elm (.HEM).



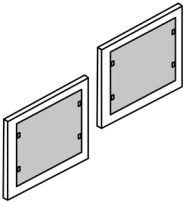
Wall Mounted Hutch

- Can hold 0-2 doors.
- 75 lb weight limit.
- Rayne finishes.



Open Hutch Wood Door Kit (Pair)

- Compatible with 36" wall mounted hutch.
- Rayne finishes.



Open Hutch Glass Door Kit (Pair)

- Compatible with 36" Wall Mounted Hutch.
- Aluminum rimmed with slim modern design.

Product Code: RN-WH36				
Description	Weight	Cartons	List Price	
Hutch - 14.25" D x 35.5" W x 17" H	37	1	\$552	

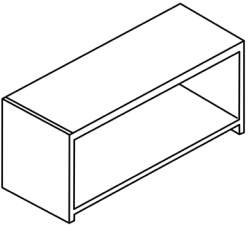
Product Code: RN-WD36				
Description	Weight	Cartons	List Price	
Door Kit - .75" D x 15.75" W x 15.13" H	11	1	\$125	

Product Code: RN-GD36				
Description	Weight	Cartons	List Price	
Door Kit - .75" D x 15.75" W x 15.13" H	9	1	\$388	

Product Code: WH36				
Description	Weight	Cartons	List Price	
Wall Mounted Hutch - 14.25" D x 35.5" W x 17" H	38	1	\$527	

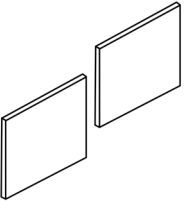
Product Code: WD36				
Description	Weight	Cartons	List Price	
Door Kit - .75" D x 15.75" W x 15.13" H	10	1	\$125	

Product Code: GD36				
Description	Weight	Cartons	List Price	
Door Kit - .75" D x 15.75" W x 15.13" H	10	1	\$388	



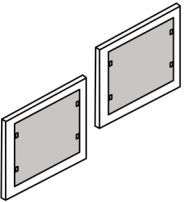
★Wall Mounted Hutch

- Can hold 0-2 doors.
- 75 lb weight limit.
- Kai finishes.



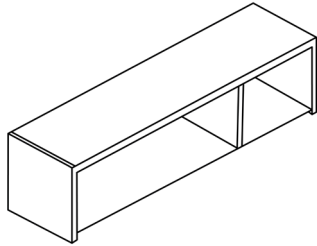
★Open Hutch Wood Door Kit (Pair)

- Compatible with 36" wall mounted hutch.
- Kai finishes.



★Open Hutch Glass Door Kit (Pair)

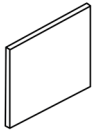
- Compatible with 36" wall mounted hutch.
- Aluminum rimmed with traditional design.



Wall Mounted Hutch

- Can hold 0-3 doors.
- 75 lb weight limit.
- Rayne finishes.

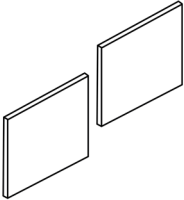
Product Code: RN-WH48				
Description	Weight	Cartons	List Price	
Hutch - 14.25" D x 47.5" W x 17" H	52	1	\$698	



Open Hutch Wood Door Kit

- Sold as single.
- Compatible with 48" wall mounted hutch.
- Rayne finishes.

Product Code: RN-WD48-1				
Description	Weight	Cartons	List Price	
Door Kit - .75" D x 15.75" W x 17" H	5	1	\$58	

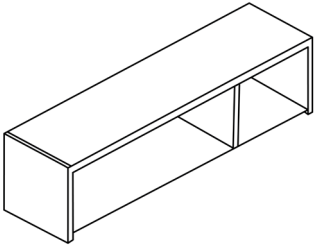


Open Hutch Wood Door Kit

- Sold as a pair.
- Compatible with 48" wall mounted hutch.
- Rayne finishes.

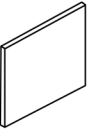
Product Code: RN-WD48-2				
Description	Weight	Cartons	List Price	
Door Kit - .75" D x 15.75" W x 17" H	10	1	\$116	

Product Code: WH48				
Description	Weight	Cartons	List Price	
Hutch - 14.25" D x 47.5" W x 17" H	51	1	\$662	



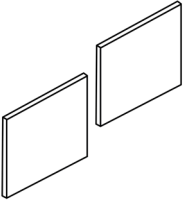
★Wall Mounted Hutch

- Can hold 0-3 doors.
- 75 lb weight limit.
- Kai finishes.



★Open Hutch Wood Door Kit

- Sold as single.
- Compatible with 48" wall mounted hutch.
- Kai finishes.

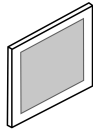


★Open Hutch Wood Door Kit

- Sold as a pair.
- Compatible with 48" wall mounted hutch.
- Kai finishes.

Product Code: WD48-1				
Description	Weight	Cartons	List Price	
Door Kit - .75" D x 15.75" W x 17" H	5	1	\$58	

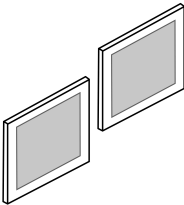
Product Code: WD48-2				
Description	Weight	Cartons	List Price	
Door Kit - .75" D x 15.75" W x 17" H	8	1	\$116	



Open Hutch Glass Door Kit

- Sold as single.
- Compatible with 48” Wall Mounted Hutch.
- Aluminum rimmed with slim modern design.

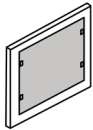
Product Code: RN-GD48-1			
Description	Weight	Cartons	List Price
Door Kit - .75" D x 15.75" W x 17" H	5	1	\$196



Open Hutch Glass Door Kit

- Sold as a pair.
- Compatible with 48” Wall Mounted Hutch.
- Aluminum rimmed with slim modern design.

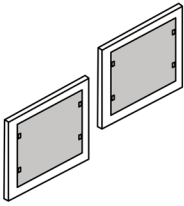
Product Code: RN-GD48-2			
Description	Weight	Cartons	List Price
Door Kit - .75" D x 15.75" W x 17" H	10	1	\$392



★Open Hutch Glass Door Kit

- Sold as single.
- Compatible with 48” wall mounted hutch.
- Aluminum rimmed with traditional design.

Product Code: GD48-1			
Description	Weight	Cartons	List Price
Door Kit - .75" D x 15.75" W x 17" H	5	1	\$196



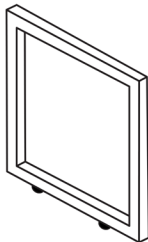
★Open Hutch Glass Door Kit

- Sold as a pair.
- Compatible with 48” wall mounted hutch.
- Aluminum rimmed with traditional design.

Product Code: GD48-2			
Description	Weight	Cartons	List Price
Door Kit - .75" D x 15.75" W x 17" H	10	1	\$392

COMPONENTS

FUSION ■ BASES



Fusion Metal O-Leg

- Sold as single.
- Fits 24" depth surfaces.
- 330lb weight capacity.

Product Code: ML24

Description

Leg - 2.37" D x 23.5" W x 28" H

Weight

13

Cartons

1

List Price

\$376

Product Code: ML30

Description

Leg - 2.37" D x 29.63" W x 28" H

Weight

31

Cartons

1

List Price

\$824

Product Code: ML36

Description

Leg - 2.37" D x 35.5" W x 28" H

Weight

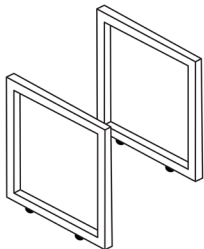
34

Cartons

1

List Price

\$940



Fusion Metal O-Leg

- Sold as pair.
- ML30 fits 30" depth surfaces.
- ML36 fits 36" depth surfaces.
- 330lb weight capacity.

Product Code: MB42

Description

Beam - 1" D x 42"-58" W x 2" H

Weight

5

Cartons

1

List Price

\$173

Product Code: MB60

Description

Beam - 1" D x 60"-75" W x 2" H

Weight

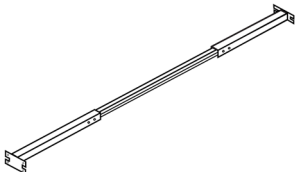
7

Cartons

1

List Price

\$198



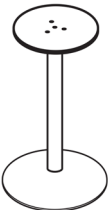
Fusion Adjustable Support Beam

- MB42 is compatible with 42" - 58" width surfaces.
- MB60 is compatible with 60" - 75" width surfaces.
- 330lb weight capacity.

Base finishes: Black (.BLK), Silver (.SLV), and White (.WHT)

COMPONENTS

BASES ■ FUSION



Standard Height Table Base

- Fits square or round tops that are 36" - 42"

Product Code: MRB29

Description

Base - 23" D x 23" W x 29" H

Weight

65

Cartons

2

List Price

\$793

Product Code: MRB40

Description

Base - 23" D x 23" W x 40" H

Weight

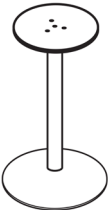
69

Cartons

2

List Price

\$1,031



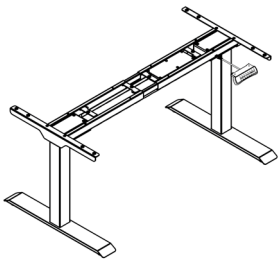
Cafe Height Table Base

- Fits square or round tops that are 36" - 42"

Base finishes: Black (.BLK), Silver (.SLV), and White (.WHT)

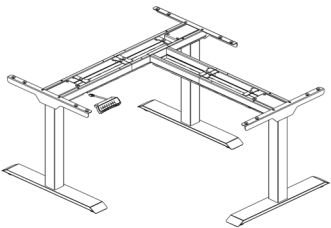
160

161



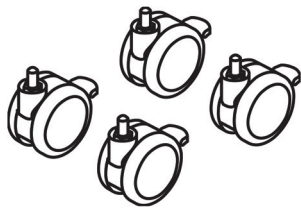
iRize Height Adjustable Base

- Electric.
- Seven Button Remote.
- 2 Stage Column Lift.
- Adjustable glides.
- Fits 48” - 72” width tops.
- Fits 24” - 36” width tops.
- Compatible with Kai, Rayne, and Fusion.
- 220lb weight capacity.



iRize Height Adjustable L-Shaped Base

- Electric.
- Seven Button Remote.
- 2 Stage Column Lift.
- Adjustable glides.
- Fits extended corner tops.
- Fits 24” - 48” width tops.
- Fits 24” - 36” depths.
- Compatible with Kai, Rayne, and Fusion.
- 330lb weight capacity.



Casters

- Sold as a 4 pack.
- Replaces the standard glides.
- Compatible with K-268 and K-240L iRize bases.

Product Code: K-268			
Description	Weight	Cartons	List Price
Base - 23.6" D x 43.3"-66.9" W x 27.2"-46.5" H	64	1	\$1,123

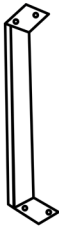
Product Code: K-240L			
Description	Weight	Cartons	List Price
Base - 23.6" - 46.5" D x 43.3" - 66.9" W x 27.2" - 46.5" H	108	2	\$2,066

Product Code: I-W4			
Description	Weight	Cartons	List Price
Casters - 2" D x 1.75" W x 2.75" H	0.68	1	\$60

Product Code: MB2003			
Description	Weight	Cartons	List Price
Bracket - 13.5" D x 1.5" W x 1.5" H	2	1	\$49

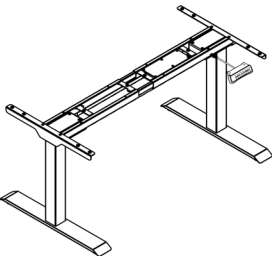
Product Code: NFT4872			
Description	Weight	Cartons	List Price
Base - 23.62" D x 47.35" - 68.9" W x 29.53" H	45	1	\$795

Product Code: GL1000			
Description	Weight	Cartons	List Price
Latch - 1.75" D x 4.25" W x 1" H	1.6	1	\$40



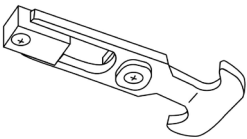
45 Degree Angle Bracket

- Note:**
- Compatible with Rayne and Kai desk shells for extra stabilization when being supported by an iRize height adjustable base.



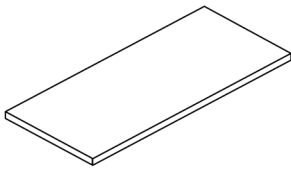
Connect Training Table

- Central paddle allows the training table to be stored at 90 degrees.
- Shipped with casters and glides.
- Fits 48” - 72” widths.
- Fits 24” - 30” depths.
- 157 lb weight capacity.



Rubber Ganging Latch

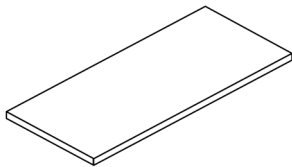
- Secures training tables together.



Flat Edge Worksurface ★
Rectangular

- Horizontal Grain (H)
- Non-Fluted (NF)
- No Grommets (NG)
- Rayne finishes.
- 24" x 72, 30" x 60", 30" x 72" available in Kai finishes excluding Matte Black.
- Only Kai finishes are GSA.
- Compatible with iRize, Fusion, and Connect.

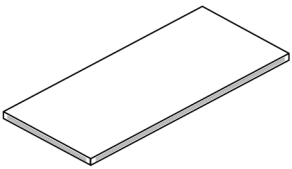
Product Code: WS2448.__.H.NF.NG			
Description	Weight	Cartons	List Price
Worksurface - 24" D x 48" W x 1" H	27	1	\$218
Product Code: WS2460.__.H.NF.NG			
Description	Weight	Cartons	List Price
Worksurface - 24" D x 60" W x 1" H	24	1	\$274
Product Code: WS2472.__.H.NF.NG			
Description	Weight	Cartons	List Price
Worksurface - 24" D x 72" W x 1" H	41	1	\$328
Product Code: WS3048.__.H.NF.NG			
Description	Weight	Cartons	List Price
Worksurface - 30" D x 48" W x 1" H	34	1	\$274
Product Code: WS3060.__.H.NF.NG			
Description	Weight	Cartons	List Price
Worksurface - 30" D x 60" W x 1" H	43	1	\$342
Product Code: WS3066.__.H.NF.NG			
Description	Weight	Cartons	List Price
Worksurface - 30" D x 66" W x 1" H	47	1	\$380
Product Code: WS3072.__.H.NF.NG			
Description	Weight	Cartons	List Price
Worksurface - 30" D x 72" W x 1" H	52	1	\$404
Product Code: WS3672.__.H.NF.NG			
Description	Weight	Cartons	List Price
Worksurface - 36" D x 72" W x 1" H	61	1	\$509



Flat Edge Worksurface
Rectangular

- Vertical Grain (V)
- Non-Fluted (NF)
- No Grommets (NG)
- Rayne finishes.
- Compatible with L-Shaped iRize and Fusion on the return.

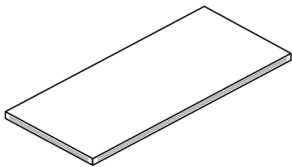
Product Code: WS2424.__.V.NF.NG			
Description	Weight	Cartons	List Price
Worksurface - 24" D x 24" W x 1" H	14	1	\$109
Product Code: WS2436.__.V.NF.NG			
Description	Weight	Cartons	List Price
Worksurface - 24" D x 36" W x 1" H	21	1	\$165
Product Code: WS2442.__.V.NF.NG			
Description	Weight	Cartons	List Price
Worksurface - 24" D x 42" W x 1" H	24	1	\$192
Product Code: WS2448.__.V.NF.NG			
Description	Weight	Cartons	List Price
Worksurface - 24" D x 48" W x 1" H	27	1	\$218



★ Fluted Edge Worksurface
Rectangular

- Horizontal Grain (H)
- Fluted (F)
- No Grommets (NG)
- Kai finishes including Matte Black.
- Compatible with iRize, Fusion, and Connect.

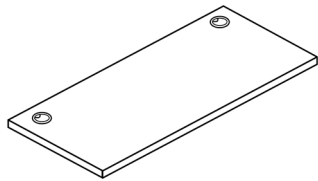
Product Code: WS2448.__.H.F.NG			
Description	Weight	Cartons	List Price
Worksurface - 24" D x 48" W x 1" H	27	1	\$240
Product Code: WS2460.__.H.F.NG			
Description	Weight	Cartons	List Price
Worksurface - 24" D x 60" W x 1" H	34	1	\$301
Product Code: WS2472.__.H.F.NG			
Description	Weight	Cartons	List Price
Worksurface - 24" D x 72" W x 1" H	40	1	\$361
Product Code: WS3048.__.H.F.NG			
Description	Weight	Cartons	List Price
Worksurface - 30" D x 48" W x 1" H	34	1	\$301
Product Code: WS3060.__.H.F.NG			
Description	Weight	Cartons	List Price
Worksurface - 30" D x 60" W x 1" H	43	1	\$377
Product Code: WS3066.__.H.F.NG			
Description	Weight	Cartons	List Price
Worksurface - 30" D x 66" W x 1" H	47	1	\$419
Product Code: WS3072.__.H.F.NG			
Description	Weight	Cartons	List Price
Worksurface - 30" D x 72" W x 1" H	50	1	\$452
Product Code: WS3672.__.H.F.NG			
Description	Weight	Cartons	List Price
Worksurface - 36" D x 72" W x 1" H	61	1	\$561



★ Fluted Edge Worksurface
Rectangular

- Vertical Grain (V)
- Fluted (F)
- No Grommets (NG)
- Kai finishes including Matte Black.
- Compatible with L-Shaped iRize and Fusion on the return.

Product Code: WS2424.__.V.F.NG			
Description	Weight	Cartons	List Price
Worksurface - 24" D x 24" W x 1" H	14	1	\$121
Product Code: WS2436.__.V.F.NG			
Description	Weight	Cartons	List Price
Worksurface - 24" D x 36" W x 1" H	20	1	\$182
Product Code: WS2442.__.V.F.NG			
Description	Weight	Cartons	List Price
Worksurface - 24" D x 42" W x 1" H	24	1	\$212
Product Code: WS2448.__.V.F.NG			
Description	Weight	Cartons	List Price
Worksurface - 24" D x 48" W x 1" H	27	1	\$240

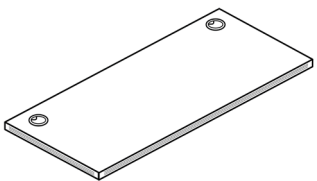


Flat Edge Worksurface Rectangular

- Horizontal Grain (H)
- Non-Fluted (NF)
- Two Grommets (G)
- Rayne finishes.
- Compatible with iRize and Fusion.

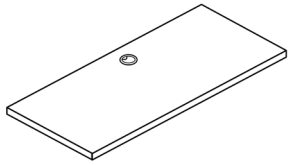
Product Code: WS2460.___.H.NF.G			
Description	Qty	Model	List Price
Non-Fluted Worksurface - 24" D x 60" W x 1" H	1	WS2460	\$261
Grommet - 2.5" D x 2.5" W x 1" H	2	KP-25	\$20
Total Shipping Weight: 34		Cartons: 2	Total: \$296
Product Code: WS2472.___.H.NF.G			
Description	Qty	Model	List Price
Fluted Worksurface - 24" D x 72" W x 1" H	1	WS2472	\$312
Grommet - 2.5" D x 2.5" W x 1" H	2	KP-25	\$20
Total Shipping Weight: 41		Cartons: 1	Total: \$350
Product Code: WS3048.___.H.NF.G			
Description	Qty	Model	List Price
Non-Fluted Worksurface - 30" D x 48" W x 1" H	1	WS3048	\$261
Grommet - 2.5" D x 2.5" W x 1" H	2	KP-25	\$20
Total Shipping Weight: 34		Cartons: 1	Total: \$296
Product Code: WS3060.___.H.NF.G			
Description	Qty	Model	List Price
Non-Fluted Worksurface - 30" D x 60" W x 1" H	1	WS3060	\$326
Grommet - 2.5" D x 2.5" W x 1" H	2	KP-25	\$20
Total Shipping Weight: 43		Cartons: 1	Total: \$364
Product Code: WS3066.___.H.NF.G			
Description	Qty	Model	List Price
Non-Fluted Worksurface - 30" D x 66" W x 1" H	1	WS3066	\$362
Grommet - 2.5" D x 2.5" W x 1" H	2	KP-25	\$20
Total Shipping Weight: 47		Cartons: 1	Total: \$402
Product Code: WS3072.___.H.NF.G			
Description	Qty	Model	List Price
Non-Fluted Worksurface - 30" D x 72" W x 1" H	1	WS3072	\$430
Grommet - 2.5" D x 2.5" W x 1" H	2	KP-25	\$20
Total Shipping Weight: 52		Cartons: 1	Total: \$426
Product Code: WS3672.___.H.NF.G			
Description	Qty	Model	List Price
Non-Fluted Worksurface - 36" D x 72" W x 1" H	1	WS3672	\$485
Grommet - 2.5" D x 2.5" W x 1" H	2	KP-25	\$20
Total Shipping Weight: 61		Cartons: 1	Total: \$531

Product Code: WS2460.___.H.F.G			
Description	Qty	Model	List Price
Fluted Worksurface - 24" D x 60" W x 1" H	1	WS2460	\$301
Grommet - 2.5" D x 2.5" W x 1" H	2	KP-25	\$20
Total Shipping Weight: 34		Cartons: 2	Total: \$323
Product Code: WS2472.___.H.F.G			
Description	Qty	Model	List Price
Fluted Worksurface - 24" D x 72" W x 1" H	1	WS2472	\$361
Grommet - 2.5" D x 2.5" W x 1" H	2	KP-25	\$20
Total Shipping Weight: 41		Cartons: 1	Total: \$383
Product Code: WS3048.___.H.F.G			
Description	Qty	Model	List Price
Fluted Worksurface - 30" D x 48" W x 1" H	1	WS3048	\$301
Grommet - 2.5" D x 2.5" W x 1" H	2	KP-25	\$20
Total Shipping Weight: 34		Cartons: 1	Total: \$323
Product Code: WS3060.___.H.F.G			
Description	Qty	Model	List Price
Fluted Worksurface - 30" D x 60" W x 1" H	1	WS3060	\$377
Grommet - 2.5" D x 2.5" W x 1" H	2	KP-25	\$20
Total Shipping Weight: 43		Cartons: 1	Total: \$399
Product Code: WS3066.___.H.F.G			
Description	Qty	Model	List Price
Fluted Worksurface - 30" D x 66" W x 1" H	1	WS3066	\$419
Grommet - 2.5" D x 2.5" W x 1" H	2	KP-25	\$20
Total Shipping Weight: 47		Cartons: 1	Total: \$441
Product Code: WS3072.___.H.F.G			
Description	Qty	Model	List Price
Fluted Worksurface - 30" D x 72" W x 1" H	1	WS3072	\$452
Grommet - 2.5" D x 2.5" W x 1" H	2	KP-25	\$20
Total Shipping Weight: 52		Cartons: 1	Total: \$474
Product Code: WS3672.___.H.F.G			
Description	Qty	Model	List Price
Fluted Worksurface - 36" D x 72" W x 1" H	1	WS3672	\$561
Grommet - 2.5" D x 2.5" W x 1" H	2	KP-25	\$20
Total Shipping Weight: 61		Cartons: 1	Total: \$583



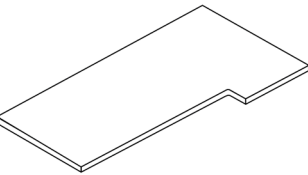
★ Fluted Edge Worksurface Rectangular

- Horizontal Grain (H)
- Fluted (F)
- Two Grommets (G)
- Kai finishes including Matte Black. Compatible with iRize and Fusion.



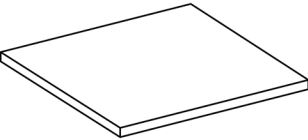
Flat Edge Worksurface Rectangular

- Horizontal Grain (H)
- Non-Fluted (NF)
- One Grommet (G)
- Rayne finishes.
- Compatible with L-Shaped iRize and Fusion on the return.



Flat Edge Worksurface Extended Corner

- Horizontal Grain (H)
- Non-Fluted (NF)
- No Grommets (NG)
- Rayne finishes.
- Compatible with L-Shaped iRize bases.



★ Flat Edge Worksurface Square

- Non-Fluted (NF)
- Rayne and Kai finishes including Matte Black. Only Kai finishes are GSA.

Product Code: WS2442.___.V.NF.G			
Description	Qty	Model	List Price
Non-Fluted Worksurface - 24" D x 42" W x 1" H	1	WS2442	\$192
Grommet - 2.5" D x 2.5" W x 1" H	1	KP-25	\$20

Total Shipping Weight: 27 Cartons: 2 Total: \$203

Product Code: WS2448.___.V.NF.G			
Description	Qty	Model	List Price
Non-Fluted Worksurface - 24" D x 48" W x 1" H	1	WS2448	\$218
Grommet - 2.5" D x 2.5" W x 1" H	1	KP-25	\$20

Total Shipping Weight: 35 Cartons: 1 Total: \$251

Product Code: WSEC2460.___.H.NF.NG			
Description	Weight	Cartons	List Price
Worksurface - 24"-36" D x 60" W x 1" H	43	1	\$327

Product Code: WSEC2472.___.H.NF.NG			
Description	Weight	Cartons	List Price
Worksurface - 24"-36" D x 72" W x 1" H	49	1	\$377

Product Code: WS3636.___.NF			
Description	Weight	Cartons	List Price
Worksurface - 36" D x 36" W x 1" H	30	1	\$271

Product Code: WS4242.___.NF			
Description	Weight	Cartons	List Price
Worksurface - 42" D x 42" W x 1" H	41	1	\$292

Product Code: WS2442.___.V.F.G			
Description	Qty	Model	List Price
Fluted Worksurface - 24" D x 42" W x 1" H	1	WS2442	\$212
Grommet - 2.5" D x 2.5" W x 1" H	1	KP-25	\$20

Total Shipping Weight: 27 Cartons: 2 Total: \$223

Product Code: WS2448.___.V.F.G			
Description	Qty	Model	List Price
Fluted Worksurface - 24" D x 48" W x 1" H	1	WS2448	\$240
Grommet - 2.5" D x 2.5" W x 1" H	1	KP-25	\$20

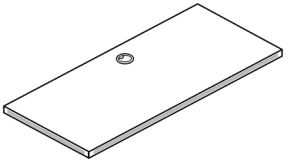
Total Shipping Weight: 35 Cartons: 1 Total: \$251

Product Code: WSEC2460.___.H.F.NG			
Description	Weight	Cartons	List Price
Worksurface - 24"-36" D x 60" W x 1" H	42	1	\$360

Product Code: WSEC2472.___.H.F.NG			
Description	Weight	Cartons	List Price
Worksurface - 24"-36" D x 72" W x 1" H	48	1	\$415

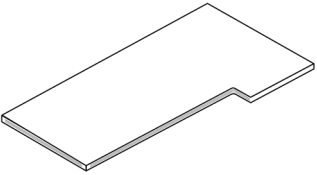
Product Code: RWS36.___.NF			
Description	Weight	Cartons	List Price
Worksurface - 36" D x 36" W x 1" H	26	1	\$292

Product Code: RWS42.___.NF			
Description	Weight	Cartons	List Price
Worksurface - 42" D x 42" W x 1" H	34	1	\$334



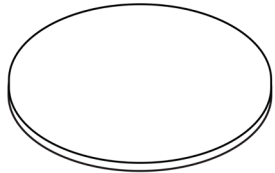
★ Fluted Edge Worksurface Rectangular

- Horizontal Grain (H)
- Fluted (F)
- One Grommet (G)
- Kai finishes including Matte Black.
- Compatible with L-Shaped iRize and Fusion on the return.



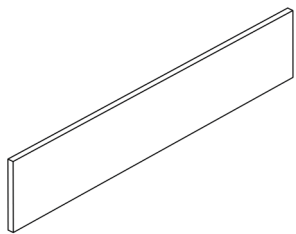
★ Fluted Edge Worksurface Extended Corner

- Horizontal Grain (H)
- Fluted (F)
- No Grommets (NG)
- Kai finishes including Matte Black.
- Compatible with L-Shaped iRize bases.



★ Flat Edge Worksurface Round

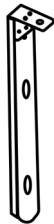
- Non-Fluted (NF)
- Rayne and Kai finishes including Matte Black. Only Kai finishes are GSA.



Modesty Panel

- Note:**
- Panel only.
 - Compatible with hinged or fixed brackets.
 - Rayne finishes.

Product Code: MP1232 (For 48" W)			
Description	Weight	Cartons	List Price
Modesty Panel - .25" D x 32" W x 12" H	7	1	\$82
Product Code: MP1244 (For 60" W)			
Description	Weight	Cartons	List Price
Modesty Panel - .25" D x 44" W x 12" H	10	1	\$102
Product Code: MP1250 (For 66" W)			
Description	Weight	Cartons	List Price
Modesty Panel - .25" D x 50" W x 12" H	11	1	\$114
Product Code: MP1250 (For 72" W)			
Description	Weight	Cartons	List Price
Modesty Panel - .25" D x 56" W x 12" H	13	1	\$125



Fixed Bracket

- Note:**
- Sold as pair.
 - Compatible with modestys for iRize and Fusion desks.

Product Code: MB2001			
Description	Weight	Cartons	List Price
Bracket - 10.5" D x 2" W x 1.5" H	2	1	\$54

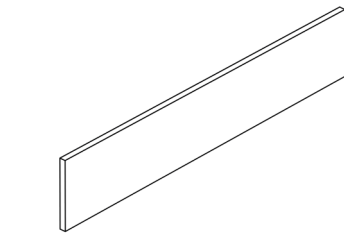
Product Code: MP1232 (For 48" W)			
Description	Weight	Cartons	List Price
Modesty Panel - .25" D x 32" W x 12" H	6	1	\$82
Product Code: MP1244 (For 60" W)			
Description	Weight	Cartons	List Price
Modesty Panel - .25" D x 44" W x 12" H	8	1	\$102
Product Code: MP1250 (For 66" W)			
Description	Weight	Cartons	List Price
Modesty Panel - .25" D x 50" W x 12" H	9	1	\$114
Product Code: MP1250 (For 72" W)			
Description	Weight	Cartons	List Price
Modesty Panel - .25" D x 56" W x 12" H	10	1	\$125



Hinged Bracket

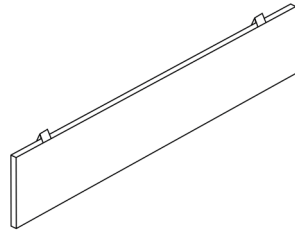
- Note:**
- Sold as pair.
 - Compatible with modestys for Connect training tables.

Product Code: MBH2002			
Description	Weight	Cartons	List Price
Bracket - 10.63" D x .13" W x 1.63" H	2	1	\$54



★ Modesty Panel

- Note:**
- Panel only.
 - Compatible with hinged or fixed brackets.
 - Kai finishes including Matte Black.



Modesty Panel

Fixed Brackets

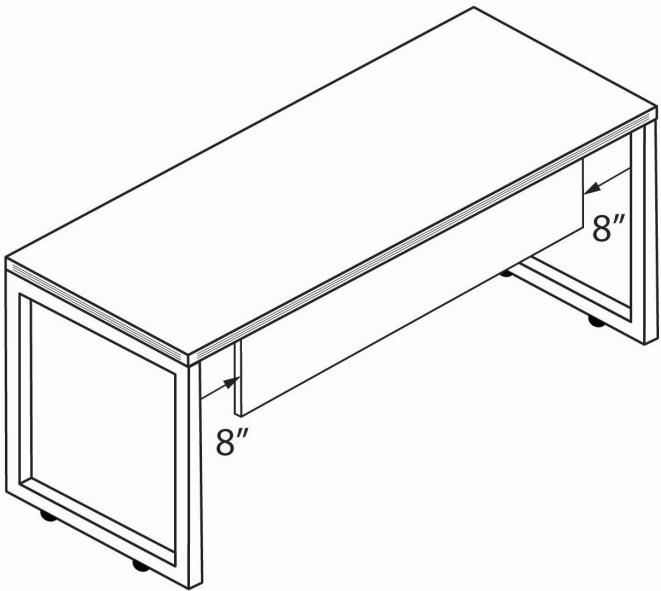
- Note:**
- Compatible with iRize and Fusion desks.
 - Rayne finishes.

Product Code: MP1232P-1 (For 48" W)			
Description	Qty	Model	List Price
Modesty Panel - .25" D x 32" W x 12" H	1	MP1232	\$82
Fixed Brackets - .13" D x 1.63" W x 10.63" H	1	MB2001	\$54
Total Shipping Weight: 9 Cartons: 1		Total:	\$136

Product Code: MP1244P-1 (For 60" W)			
Description	Qty	Model	List Price
Modesty Panel - .25" D x 44" W x 12" H	1	MP1244	\$102
Fixed Brackets - .13" D x 1.63" W x 10.63" H	1	MB2001	\$54
Total Shipping Weight: 11 Cartons: 1		Total:	\$156

Product Code: MP1250P-1 (For 66" W)			
Description	Qty	Model	List Price
Modesty Panel - .25" D x 50" W x 12" H	1	MP1250	\$114
Fixed Brackets - .13" D x 1.63" W x 10.63" H	1	MB2001	\$54
Total Shipping Weight: 13 Cartons: 1		Total:	\$168

Product Code: MP1256P-1 (For 71" W)			
Description	Qty	Model	List Price
Modesty Panel - .25" D x 56" W x 12" H	1	MP1256	\$125
Fixed Brackets - .13" D x 1.63" W x 10.63" H	1	MB2001	\$54
Total Shipping Weight: 15 Cartons: 1		Total:	\$179



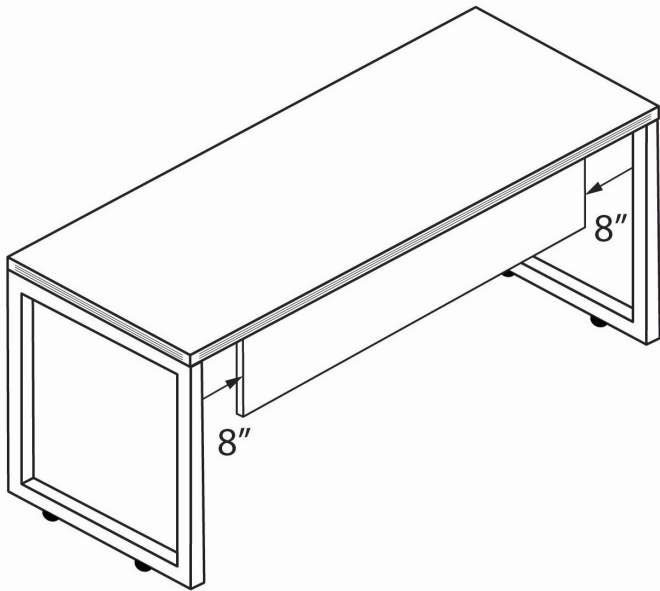
Placement Guide

Product Code: MP1232P-1 (For 48" W)			
Description	Qty	Model	List Price
Modesty Panel - .25" D x 32" W x 12" H	1	MP1232	\$82
Fixed Brackets - .13" D x 1.63" W x 10.63" H	1	MB2001	\$54
Total Shipping Weight: 8 Cartons: 1		Total:	\$136

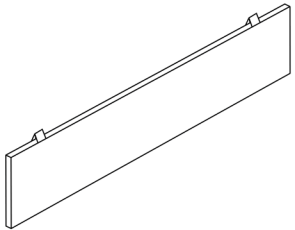
Product Code: MP1244P-1 (For 60" W)			
Description	Qty	Model	List Price
Modesty Panel - .25" D x 44" W x 12" H	1	MP1244	\$102
Fixed Brackets - .13" D x 1.63" W x 10.63" H	1	MB2001	\$54
Total Shipping Weight: 9 Cartons: 1		Total:	\$156

Product Code: MP1250P-1 (For 66" W)			
Description	Qty	Model	List Price
Modesty Panel - .25" D x 50" W x 12" H	1	MP1250	\$114
Fixed Brackets - .13" D x 1.63" W x 10.63" H	1	MB2001	\$54
Total Shipping Weight: 11 Cartons: 1		Total:	\$168

Product Code: MP1256P-1 (For 71" W)			
Description	Qty	Model	List Price
Modesty Panel - .25" D x 56" W x 12" H	1	MP1256	\$125
Fixed Brackets - .13" D x 1.63" W x 10.63" H	1	MB2001	\$54
Total Shipping Weight: 12 Cartons: 1		Total:	\$179



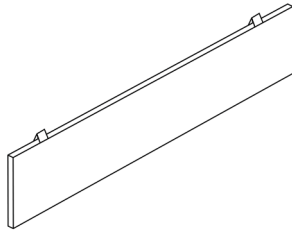
Placement Guide



★ Modesty Panel

Fixed Brackets

- Note:**
- Compatible with iRize and Fusion desks.
 - Kai finishes including Matte Black.



Modesty Panel

Hinged Brackets

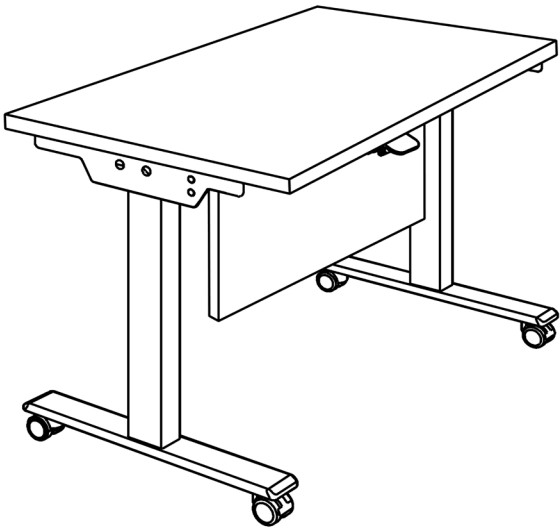
- Note:**
- Compatible with iRize and Fusion desks.
 - Rayne finishes.

Product Code: MP1232P-2 (For 48" W)			
Description	Qty	Model	List Price
Modesty Panel - .25" D x 32" W x 12" H	1	MP1232	\$82
Hinged Bracket - 10.63" D x .13" W x 1.63" H	1	MBH2002	\$54
Total Shipping Weight: 9 Cartons: 1		Total:	\$136

Product Code: MP1244P-2 (For 60" W)			
Description	Qty	Model	List Price
Modesty Panel - .25" D x 44" W x 12" H	1	MP1244	\$102
Hinged Bracket - 10.63" D x .13" W x 1.63" H	1	MBH2002	\$54
Total Shipping Weight: 11 Cartons: 1		Total:	\$156

Product Code: MP1250P-2 (For 66" W)			
Description	Qty	Model	List Price
Modesty Panel - .25" D x 50" W x 12" H	1	MP1250	\$114
Hinged Bracket - 10.63" D x .13" W x 1.63" H	1	MBH2002	\$54
Total Shipping Weight: 13 Cartons: 1		Total:	\$168

Product Code: MP1256P-2 (For 71" W)			
Description	Qty	Model	List Price
Modesty Panel - .25" D x 56" W x 12" H	1	MP1256	\$125
Hinged Bracket - 10.63" D x .13" W x 1.63" H	1	MBH2002	\$54
Total Shipping Weight: 15 Cartons: 1		Total:	\$179



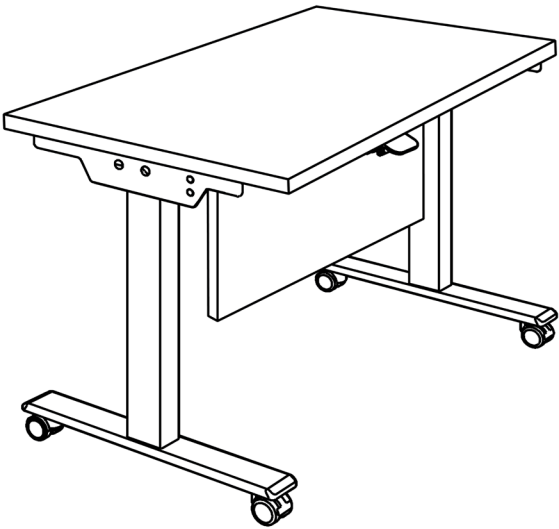
Placement Guide

Product Code: MP1232P-2 (For 48" W)			
Description	Qty	Model	List Price
Modesty Panel - .25" D x 32" W x 12" H	1	MP1232	\$82
Hinged Bracket - 10.63" D x .13" W x 1.63" H	1	MBH2002	\$54
Total Shipping Weight: 8 Cartons: 1		Total:	\$136

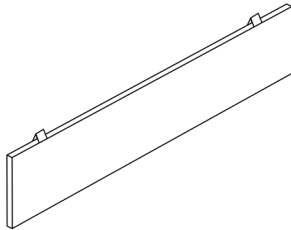
Product Code: MP1244P-2 (For 60" W)			
Description	Qty	Model	List Price
Modesty Panel - .25" D x 44" W x 12" H	1	MP1244	\$102
Hinged Bracket - 10.63" D x .13" W x 1.63" H	1	MBH2002	\$54
Total Shipping Weight: 9 Cartons: 1		Total:	\$156

Product Code: MP1250P-2 (For 66" W)			
Description	Qty	Model	List Price
Modesty Panel - .25" D x 50" W x 12" H	1	MP1250	\$114
Hinged Bracket - 10.63" D x .13" W x 1.63" H	1	MBH2002	\$54
Total Shipping Weight: 11 Cartons: 1		Total:	\$168

Product Code: MP1256P-2 (For 71" W)			
Description	Qty	Model	List Price
Modesty Panel - .25" D x 56" W x 12" H	1	MP1256	\$125
Hinged Bracket - 10.63" D x .13" W x 1.63" H	1	MBH2002	\$54
Total Shipping Weight: 12 Cartons: 1		Total:	\$179



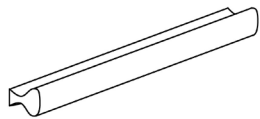
Placement Guide



★ Modesty Panel

Hinged Brackets

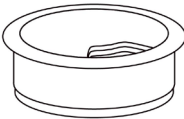
- Note:**
- Compatible with iRize and Fusion desks.
 - Kai finishes including Matte Black.



Short Keyhole Shaped Handle

- Note:**
- 4” wide short handle.
 - Only compatible with Kai line.

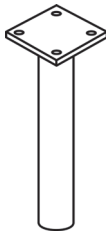
Product Code: KP-10			
Description	Weight	Cartons	List Price
Black Handle - 0.25" D x 4" W x 0.5" W	0.1	1	\$8
Product Code: KP-11			
Description	Weight	Cartons	List Price
Silver Nickel Handle - 0.25" D x 4" W x 0.5" W	0.1	1	\$8



Grommets

- Note:**
- Compatible with both Rayne & Kai lines.

Product Code: KP-25			
Description	Weight	Cartons	List Price
Black Grommet - 2.5" D x 2.5" W x 1" H	0.7	1	\$4
Product Code: KP-30			
Description	Weight	Cartons	List Price
Silver Grommet - 2.5" D x 2.5" W x 1" H	0.7	1	\$4

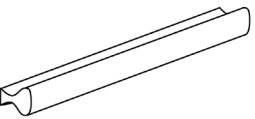


Fusion 3” Post Leg

- Note:**
- Compatible with D-Top desk shells to upgrade from the 2” leg.

Product Code: PL3.BLK			
Description	Weight	Cartons	List Price
Black Post - 3" D x 3" W x 28" H	5	1	\$119
Product Code: PL3.SLV			
Description	Weight	Cartons	List Price
Silver Post - 3" D x 3" W x 28" H	5	1	\$119

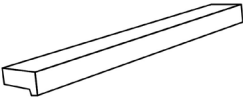
Product Code: KP-33			
Description	Weight	Cartons	List Price
Brushed Nickel Handle - 0.5" D x 6" W x .8" H	0.1	1	\$20
Product Code: KP-32			
Description	Weight	Cartons	List Price
Matte Black Handle - 0.5" D x 6" W x .8" H	0.1	1	\$20



Keyhole Shaped Handle

- Note:**
- 6” wide extended handle.
 - Compatible with both Rayne & Kai lines.

Product Code: KP-31			
Description	Weight	Cartons	List Price
Brushed Nickel Handle - 0.5" D x 6" W x .8" H	0.1	1	\$20
Product Code: KP-32			
Description	Weight	Cartons	List Price
Matte Black Handle - 0.5" D x 6" W x .8" H	0.1	1	\$20



L-Shaped Handle

- Note:**
- 6” wide extended handle.
 - Compatible with both Rayne & Kai lines.



RAYNE COLLECTION

Statement of Line

- Rectangular Desks
- Credenzas
- L-Shaped Desks
- U-Shaped Desks
- Reception Desks
- Coffee Tables
- End Tables
- Conference Tables
- Meeting Tables
- Bookcases
- Lateral Files
- Pedestals
- Pencil Drawers
- Wardrobes
- Storage Cabinets
- Hutches
- Worksurfaces

Features

- Modular design allows for mixing of components and product lines.
- All pedestals are reversible on non-handed desks.
- Soft close doors and drawers.
- Modern kickplates.
- Flat edge profile with 3mm protective banding.
- Clean lines with horizontal grain on all tops except for the expandable conference tables. Vertical grain on drawers, doors, returns, bridges, modesty panels, end panels, and storage backing.
- 1” leveling glides on all non-mobile products.
- Extensive assortment of storage options. All storage with doors or drawers is lockable.
- L-Shaped handles are available in Brushed Nickel and Matte Black.
- Imported from Europe.
- Sustainably sourced.
- Scratch and stain resistant melamine.
- Compatible with iRize height adjustable bases.
- Compatible with Fusion metal base line.
- Compatible with Connect training tables.
- Compatible with Power Options & Monitor Arms.

All Rayne laminate products are UL Greenguard Gold and BIFMA compliant.



STANDARD FINISHES

Standard finishes are available on all Rayne products.



.CDN
Coastal Dune
Matte



.HEM
Harbor Elm
Matte

STANDARD OPTIONS

Grommets
Black

Flat Edge Profile
Matching 3mm Banding

L-Shaped Handles
Matte Black

Modern Kick Plates
On All Full Height Storage




Grommets
Silver

Flat Edge Profile
Matching 3mm Banding

L-Shaped Handles
Brushed Nickel

Modern Kick Plates
On All Full Height Storage





KAI COLLECTION

Statement of Line

- Rectangular Desks
- Credenzas
- L-Shaped Desks
- U-Shaped Desks
- Reception Desks
- Coffee Tables
- End Tables
- Conference Tables
- Meeting Tables
- Bookcases
- Lateral Files
- Pedestals
- Pencil Drawers
- Wardrobes
- Storage Cabinets
- Hutches
- Worksurfaces

Features


- Modular design allows for mixing of components, laminate finishes, and product lines.
- Overengineered with 15+ connection points.
- Heavy duty cam and dowel system.
- Fluted edge profile with 3mm protective banding.
- All pedestals are reversible.
- Clean lines with horizontal grain on the tops and drawers. Vertical grain on returns, bridges, doors, modesty panels, end panels, and storage backing.
- 1" leveling glides on all non-mobile products.
- Extensive assortment of storage options. All storage with doors or drawers is lockable.
- Extended keyhole shaped pulls are standard in silver nickel but are available for an additional charge in black.
- Imported from Europe.
- Sustainably sourced.
- Scratch and stain resistant melamine.
- Compatible with Rayne L-Shaped handles.
- Compatible with iRize height adjustable bases.
- Compatible with Fusion metal base line.
- Compatible with Connect training tables.
- Compatible with Power Options & Monitor Arms.

All Kai laminate products are UL Greenguard Gold and BIFMA compliant. Items eligible for GSA contract pricing will have a ★ symbol.




STANDARD FINISHES

Standard finishes are available on all Kai products.




.ESP
Espresso
Glossy




.MAHO
Mahogany
Glossy



.SG
Samoa Gray
Matte




.WHT
Matte White
Matte



.WN
Walnut
Matte

LIMITED FINISHES




.BLK
Matte Black
Matte

Available For The Following Products


Rectangular Worksurface
Rectangular Worksurface with Single Grommet
Rectangular Worksurface with Two Grommets
Extended Corner Worksurfaces
Square Worksurfaces
Round Worksurfaces
Non-Handed Returns
Modesty Panels
Half Gable Legs
Pedestal Top
Box/File Pedestal
Box/Box/File Pedestal
File/File Pedestal
Mobile Pedestal

TWO-TONED FINISH GUIDE


Mix and match components in matte finishes to achieve a two-toned look.




Matte Black &
Samoa Gray




Matte Black &
Walnut



Matte White &
Samoa Gray



Matte White &
Walnut



Matte White &
Matte Black



IRIZE COLLECTION



K-268 Straight Base Features

Weight Capacity	220lbs
Recommended Main Top (Width)	47.2" - 78.7"
Recommended Return Top (Width)	N/A
Recommended Top (Depth)	24" - 36"
Sound Level	<50 decibels
Motor System	Dual Motor
Sensor Type	Anti Collision
Column Type	2 Column
Power Type	120 V
Material	Steel
Certifications	BIFMA / ANSI
Country of Origin	Vietnam
Fully integrates with	Kai, Rayne, Fusion









K-240L L-Base Features

Weight Capacity	330lbs
Recommended Main Top (Width)	47.2" - 78.7"
Recommended Return Top (Width)	24" - 48"
Recommended Top (Depth)	24" - 36"
Sound Level	<50 decibels
Motor System	Dual Motor
Sensor Type	Anti Collision
Column Type	2 Column
Power Type	120 V
Material	Steel
Certifications	BIFMA / ANSI
Country of Origin	Vietnam
Fully integrates with	Kai, Rayne, Fusion




All iRize height adjustable bases are BIFMA/ANSI certified for both build quality and ergonomic worksurface height guidelines from user heights of 5'0" to 6'3".

TOP & MODESTY FINISHES

				
.ESP Espresso Glossy Fluted Edges	.MAHO Mahogany Glossy Fluted Edges	.SG Samoa Gray Matte Fluted Edges	.WHT Matte White Matte Fluted Edges	.WN Walnut Matte Fluted Edges
				
.BLK Matte Black Matte Fluted Edges	.CDN Coastal Dune Matte Flat Edges	.HEM Harbor Elm Matte Flat Edges		

BASE FINISHES

		
.BLK Black Powder Coated	.SLV Silver Powder Coated	.WHT White Powder Coated

SEVEN BUTTON REMOTE



- LED Backlit
- Three height presets
- Programmable timed reminders
- Smooth and precise lift with the arrow keys



FUSION COLLECTION

Statement of Line

- Metal O-Legs
- Adjustable Support Beams
- Standard Height Table Base
- Cafe Height Table Base


Features

- Versatile and highly integrative at a fraction of the cost, Fusion melds perfectly with Kai, Rayne, and iRize to create modern sleek office spaces.
- Creates straight desks or corner desks.
- Creates standard height and cafe height square or round tables.
- Although we recommend using Fusion with our products, it could pair with lines from many other commercial manufacturers to create the perfect design you need to achieve.
- Commercial quality construction with ability to hold up to 330 lbs.
- The Fusion table bases support both square and round tops whether it's in a breakroom, lounge area, cafe, lobby or private office space.
- Fully integrates with Rayne casegoods.
- Fully integrates with Kai casegoods.
- Compatible with iRize height adjustable bases.
- Compatible with Power Options & Monitor Arms.




All components in the Fusion metal base system meet or exceed BIFMA/ANSI build quality standards.

TOP & MODESTY FINISHES




.ESP
Espresso
Glossy
Fluted Edges



.MAHO
Mahogany
Glossy
Fluted Edges




.SG
Samoa Gray
Matte
Fluted Edges




.WHT
Matte White
Matte
Fluted Edges



.WN
Walnut
Matte
Fluted Edges



.BLK
Matte Black
Matte
Fluted Edges




.CDN
Coastal Dune
Matte
Flat Edges



.HEM
Harbor Elm
Matte
Flat Edges


BASE FINISHES



.BLK
Black
Powder Coated



.SLV
Silver
Powder Coated

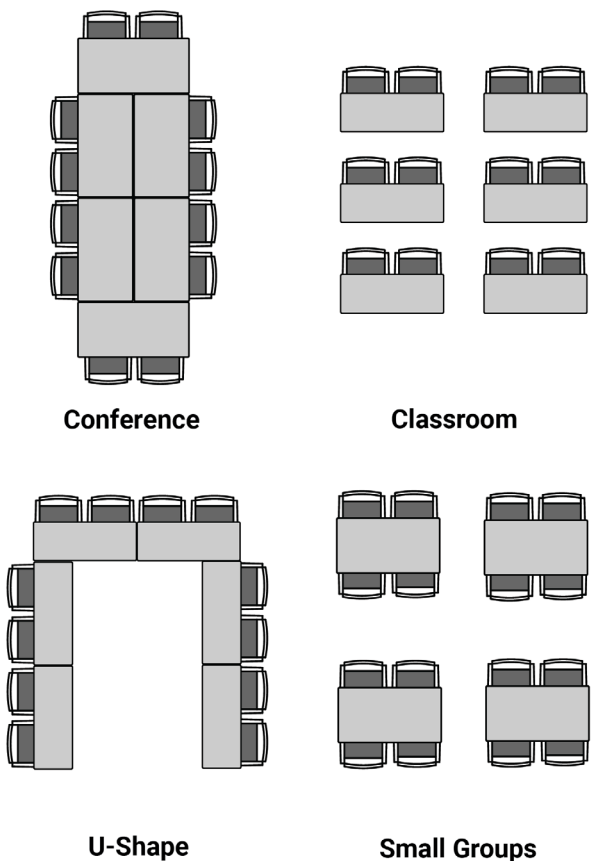


.WHT
White
Powder Coated



CONNECT COLLECTION









Example Configurations



Features

- Compacting nesting that minimizes storage space between tables that chain easily together.
- An easy access centered paddle is designed for a quick top flip that goes from 0 to 90 degrees in a smooth one hand lift.
- Supports a wide variety of top widths with an adjustable crossbeam that extends from 48" to 72" with a load capacity of 157 lbs.
- Compatible with 24" to 36" depths which includes most standard size tops.
- Both glides and casters are included with every purchase to allow for more flexibility on how the training tables are used.
- Modesty panels are available in Kai and Rayne finishes to allow you to mix and match the top and modesty panel how you see fit.
- Compatible with Rayne laminate tops.
- Compatible with Kai laminate tops.
- Recommended to be used with Switch nesting chair for optimal storage.

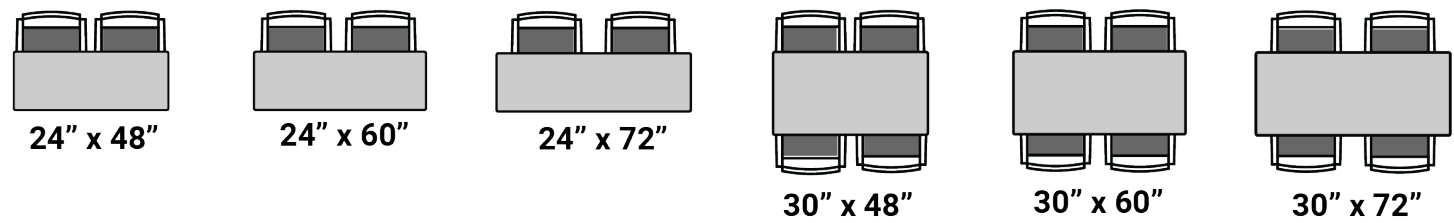
TOP & MODESTY FINISHES

				
.ESP Espresso Glossy Fluted Edges	.MAHO Mahogany Glossy Fluted Edges	.SG Samoa Gray Matte Fluted Edges	.WHT Matte White Matte Fluted Edges	.WN Walnut Matte Fluted Edges
				
.BLK Matte Black Matte Fluted Edges	.CDN Coastal Dune Matte Flat Edges	.HEM Harbor Elm Matte Flat Edges		

BASE FINISHES

		
.BLK Black Powder Coated	.SLV Silver Powder Coated	.WHT White Powder Coated

Sizing Guide



Connect flip top training table base meets or exceeds BIFMA/ANSI standards.



SEATING
FEATURES











Gravity Task Chair
\$970

Nova Task Chair
\$612

Gravity Conference Mesh
\$1,394

Gravity Conference Leather
\$1,496

Switch Nesting Chair
\$554

Model Number	TC201	TC202	CC201A	CC201A	NC201
Weight Capacity	300 lbs	300 lbs	300 lbs	300 lbs	275 lbs
Adjustable Lumbar Support	✓	✓	✓	✗	✗
Tilt Tension	✓	✓	✓	✓	✗
Tilt Lock	✓	✓	✓	✓	✗
Back Tilt	✓	✓	✓	✓	✓
Adjustable Seat Depth	✓	✓	✓	✓	✗
Adjustable Arms	✓	✓	✗	✗	✗
Seat Material	Fabric	Fabric	Fabric	PU Leather	Fabric
Back Material	Knit Mesh	Mesh	Premium Mesh	PU Leather	Knit Mesh
Base Material	Aluminum	Nylon	Aluminum	Aluminum	Nylon
Certifications	BIFMA, UL Greenguard	BIFMA	BIFMA, UL Greenguard	BIFMA, UL Greenguard	✗
Finishes	   			  	

Our Verdict

Feature Rich

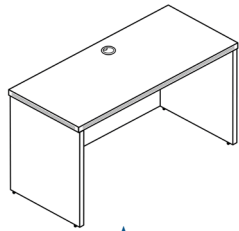
Best Budget

Premium Comfort

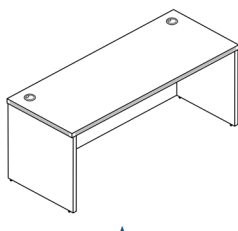
Luxury Feel

Space Saving

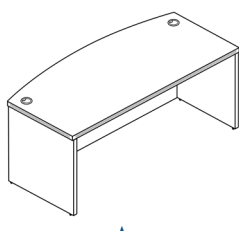
DESKS + CREDENZAS



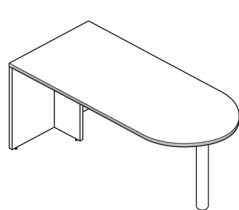
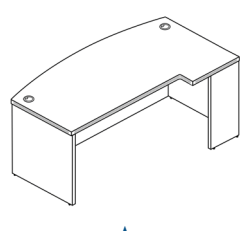
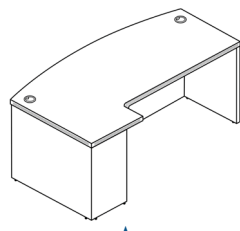
★
Rectangular Desk Shells
(Single & Two Grommets)



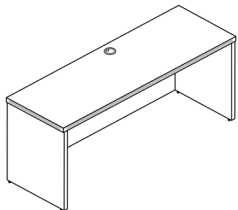
★
Bow Front
Desk Shell



★
Extended Corner Bow Front Desk
Shells (Left & Right Handed)



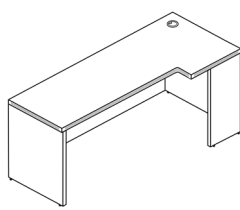
★
D-Top
Desk Shell



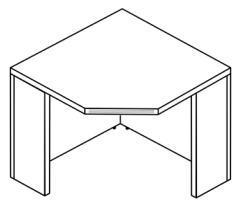
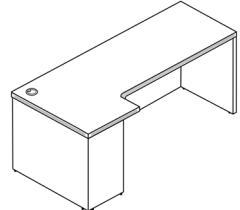
★
Credenza
Shell



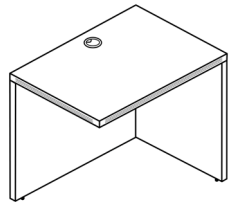
★
Half
Gable Leg



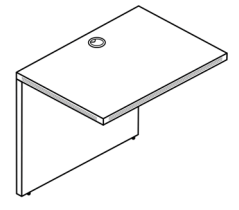
★
Extended Corner Credenza Shell
(Left & Right Handed)



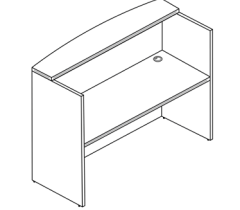
★
Corner
Unit



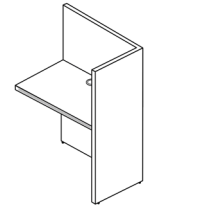
★
Non-Handed
Return



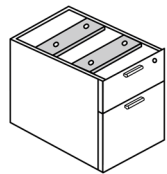
★
Non-Handed
Bridge



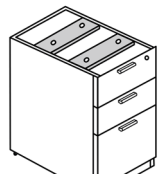
★
Reception Desk
Shell



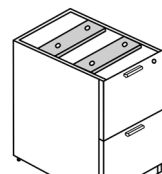
★
Reception
Return Shell



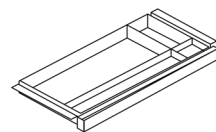
★
Box/File
Pedestal



★
Box/Box/File
Pedestal



★
File/File
Pedestal

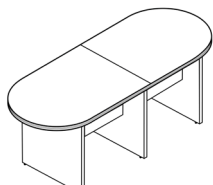


★
Pencil
Drawer

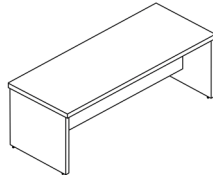
TABLES



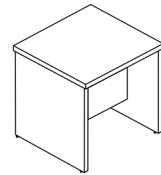
★
Conference
Table Single Top



★
Conference
Table Split Top



★
Coffee
Table

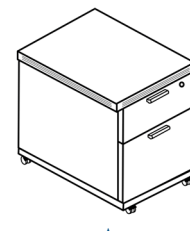


★
End
Table

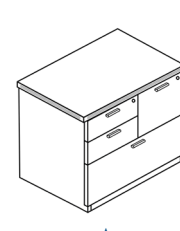


★
Round Meeting
Table

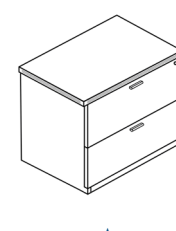
STORAGE



★
Mobile
Pedestal



★
Multi-File
Lateral File



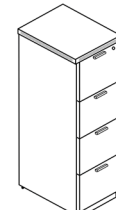
★
2 Drawer
Lateral File



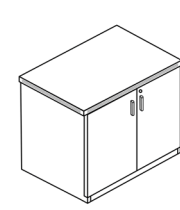
★
3 Drawer
Lateral File



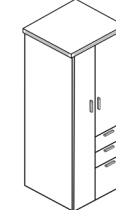
★
4 Drawer
Lateral File



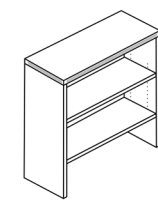
★
4 Drawer
Vertical File



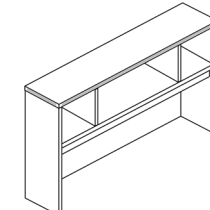
★
2 Door
Storage Cabinet



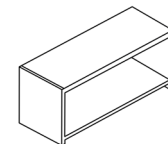
★
Wardrobe
Storage Cabinet



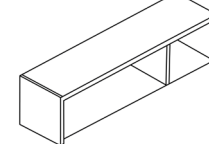
★
Open Hutch
For Storage



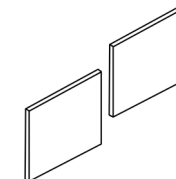
★
Open Hutch
For On Desks



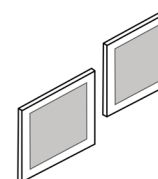
★
Wall Mounted
Hutch, 36"



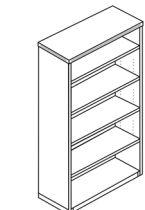
★
Wall Mounted
Hutch, 48"



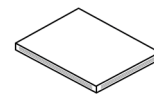
★
Open Hutch
Wood Door Kit



★
Open Hutch
Glass Door Kit

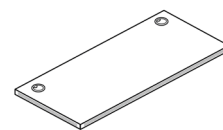


★
3 & 5 Shelf
Bookcases

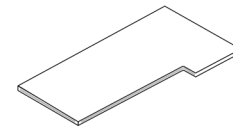


★
Pedestal
Top

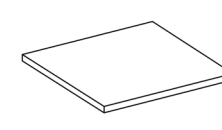
ACCESSORIES



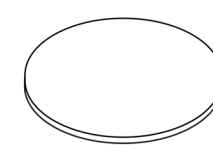
★
Rectangular
Worksurfaces



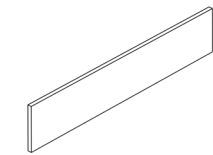
★
Extended Corner
Worksurface



★
Square
Worksurface

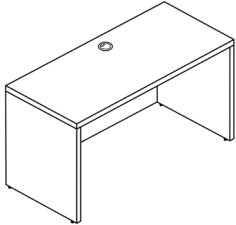


★
Round
Worksurface

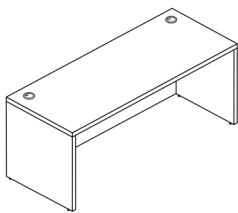


★
Modesty Panel

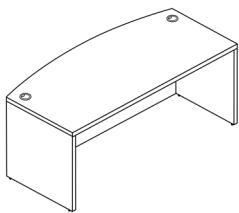
DESKS + CREDENZAS



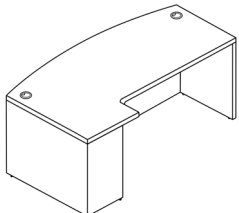
Rectangular Desk Shells
(Single & Two Grommets)



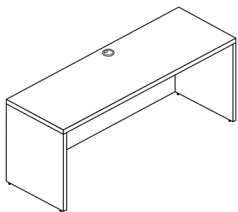
Bow Front
Desk Shell



Extended Corner Bow Front Desk
Shells (Left & Right Handed)



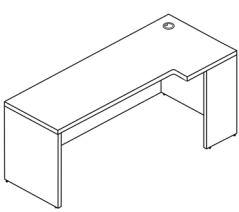
D-Top
Desk Shell



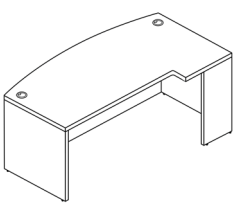
Credenza
Shell



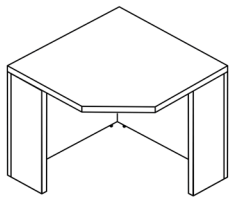
Half
Gable Leg



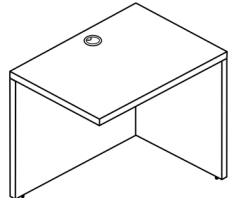
Extended Corner Credenza Shell
(Left & Right Handed)



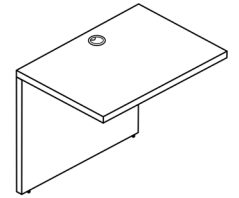
Corner
Unit



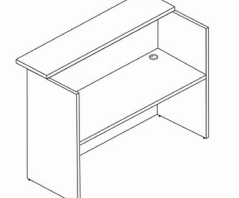
Non-Handed
Return



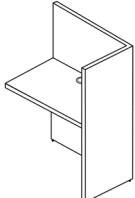
Non-Handed
Bridge



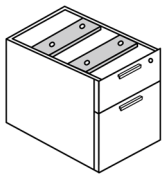
Reception Desk
Shell



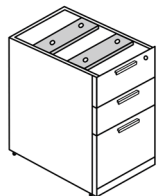
Reception
Return Shell



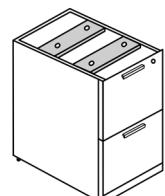
Box/File
Pedestal



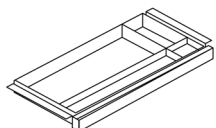
Box/Box/File
Pedestal



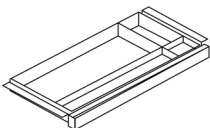
File/File
Pedestal



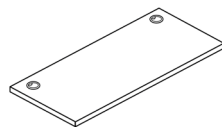
Pencil
Drawer



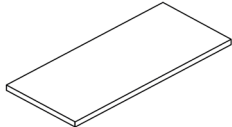
L-Shaped
Handles



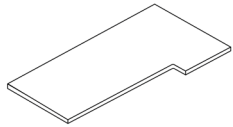
Rectangular
Worksurfaces



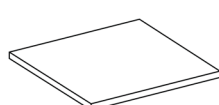
Top
For Storage



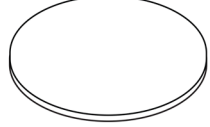
Extended Corner
Worksurface




Square
Worksurface




Round
Worksurface



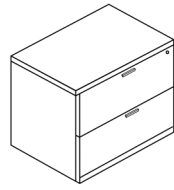
Mobile
Pedestal



Multi-File
Lateral File



2 Drawer
Lateral File



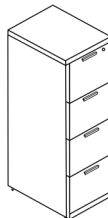
3 Drawer
Lateral File



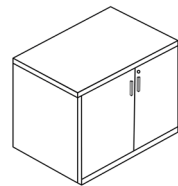
4 Drawer
Lateral File



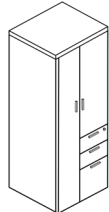
4 Drawer
Vertical File



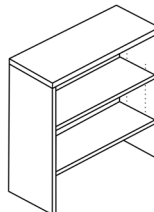
2 Door
Storage Cabinet



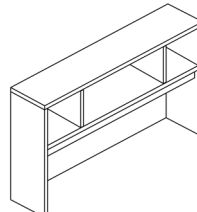
Wardrobe
Storage Cabinet



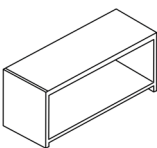
Open Hutch
For Storage



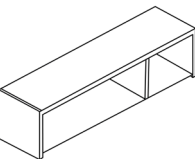
Open Hutch
For On Desks



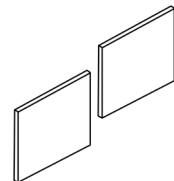
Wall Mounted
Hutch, 36"



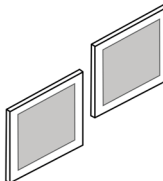
Wall Mounted
Hutch, 48"



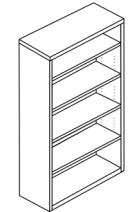
Open Hutch
Wood Door Kit



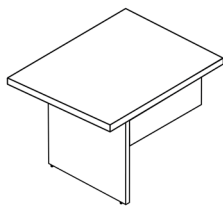
Open Hutch
Glass Door Kit



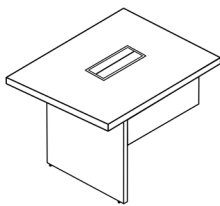
3 & 5 Shelf
Bookcases




Conference Table Extension
(With & Without Power)



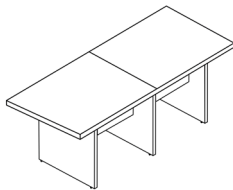
Single Top Conference Table
(With & Without Power)



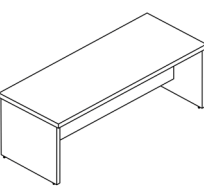
Round Meeting
Table



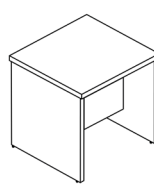
Expandable Conference Table
(With & Without Power)



Coffee
Table



End
Table



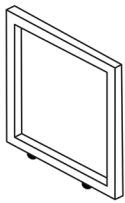
Modesty Panel

TABLES

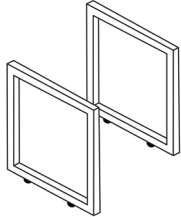
ACCESSORIES

COMPONENTS

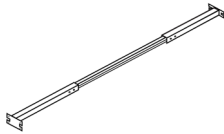
FUSION METAL BASE SYSTEM



Metal O-Leg
(Single & Pair)



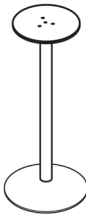
Adjustable
Support Beam



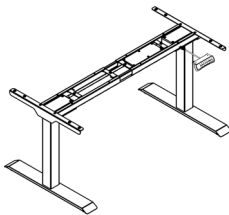
Standard Height
Table Base



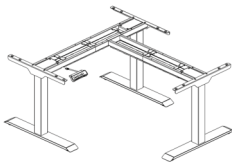
Cafe Height
Table Base



IRIZE HEIGHT ADJUSTABLE BASES

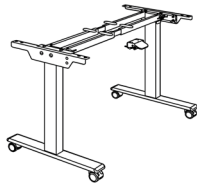


Height
Adjustable Base



Height Adjustable
L-Base

CONNECT TRAINING TABLES



Training Table
Base

SEATING

NOVA



Task Chair

GRAVITY CONFERENCE CHAIRS



Conference
Chair Mesh



Conference
Chair Leather

GRAVITY



Task Chair

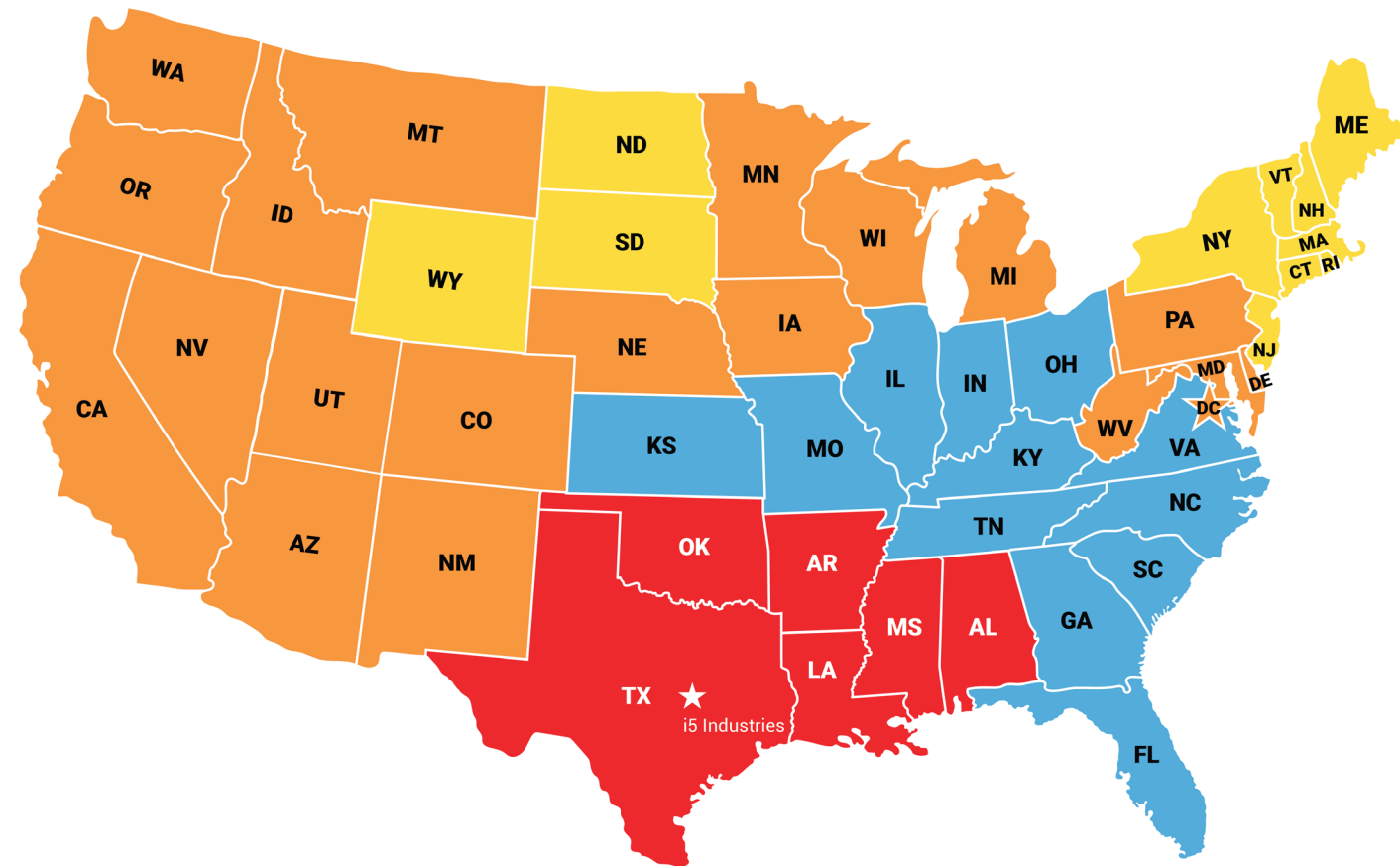
SWITCH







Nesting Chair

FREIGHT MAP

Qualify for free freight by spending a minimum amount in each color zone. Freight rules apply to Dock to Dock deliveries only. Other shipping services may incur additional fees. i5 Industries does not service Alaska or Hawaii.



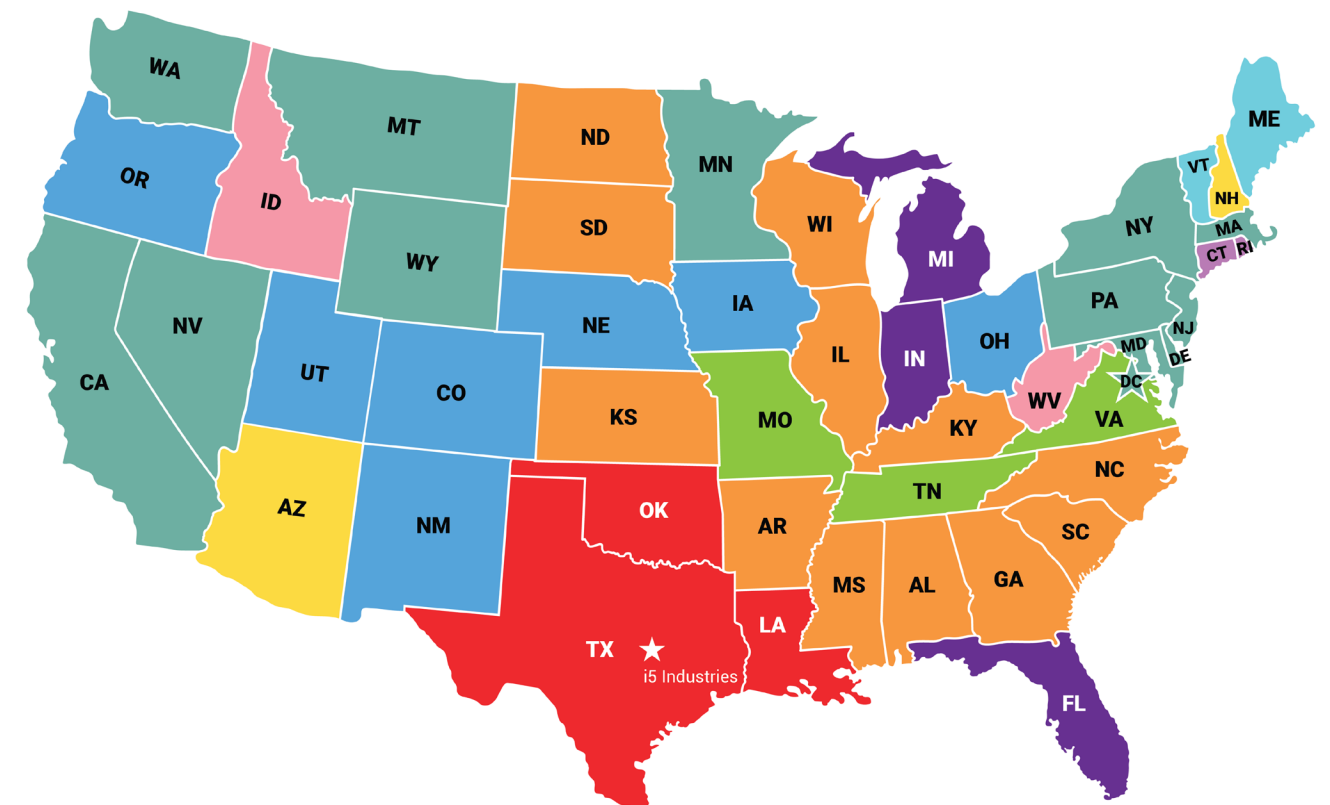
Freight Zones

-  **Red Zone**
Free freight for over \$1,000 net
\$100 flat fee for under \$1,000 net
 -  **Blue Zone**
Free freight for over \$1,500 net
\$150 flat fee for under \$1,500 net
 -  **Orange Zone**
Free freight for over \$2,250 net
\$225 flat fee for under \$2,250 net
 -  **Yellow Zone**
Free freight for over \$2,500 net
\$250 flat fee for under \$2,500 net

Last Updated: January 19, 2026.

TRANSIT TIMES MAP

All orders are processed within 24-48 hours of receiving an order. Once the order is processed, it ships from our College Station, Texas warehouse. Listed below are the estimated LTL transit times.



LTL Transit Times

- | | |
|---|-----------------|
|  | 1 Day |
|  | 2 Days |
|  | 2-3 Days |
|  | 2-4 Days |
|  | 3 Days |
|  | 3-4 Days |
|  | 3-5 Days |
|  | 4 Days |
|  | 4-5 Days |
|  | 5 Days |

Last Updated: January 19, 2026.

15 INDUSTRIES WARRANTY

10 YEAR MANUFACTURER WARRANTY

This warranty applies to all products, unless otherwise stated by individual product warranty, that are outside of the return window. The warranty period for purchases from i5 Industries is 10 years from the date of purchase. All warranties are to the original purchaser. Purchases made through authorized dealers cannot claim warranty service directly. When purchasing from authorized dealers, the dealer must be contacted to file a warranty claim on behalf of the customer. Warranties are not transferrable. Proof of purchase is required for all claims. All warranties are limited to manufacturing and material defects that appear under normal, residual use. Warranties are for repair, replacement, or substitution of defective materials or workmanship of product at the discretion of i5 Industries. Refunds are not available outside of the return window.

LIMITATION OF LIABILITY

Limitation of Liability applies to all warranties. i5 Industries is, in no event, liable for incidental or consequential damage, even if it had reason to know in advance that such damages were possible. This warranty gives you specific legal rights and you may have other rights that vary from jurisdiction to jurisdiction. Some jurisdictions do not allow the exclusion of implied warranties or the limitations of damages, so the above exclusion and limitations may not apply to you. In such an event, such warranties are limited in duration to the applicable warranty period and no warranties apply after that period. i5 Industries is not liable for lost profits, loss of goodwill, stored data, or exemplary damages. i5 Industries shall not be responsible for verifying the description of needs, data, or the fitness for a particular purchase of goods. i5 Industries reserves the right to require defective parts to be returned upon request.

NOT COVERED BY WARRANTY

- Transportation or labor costs
- Improper assembly or installation
- Parts & handling fees
- Negligence
- Misuse
- Excessive soiling
- Transportation or freight damage
- Exposure to the elements
- Improper cleaning or treatment
- Difference in products acquired on different dates
- Products that have been altered
- Chrome finish in plastic parts
- Parts or components with natural wear and tear
- Deformations on foam used in seating and backrests. Up to 10% of their original size are considered to appear with use.

PRODUCT SPECIFIC WARRANTIES

RAYNE

Rayne laminate casegoods and tops are covered by the 10 year manufacturer warranty.

KAI

Kai laminate casegoods and tops are covered by the 10 year manufacturer warranty.

FUSION

Fusion metal bases are covered by the 10 year manufacturer warranty. This also applies to tops and modesty panels used to create Fusion desks and tables.

IRIZE

iRize warranty covers 2 years on the electrical components and 5 years on mechanical components. Laminate tops and modesty panels used to create iRize desks are covered by the 10 year manufacturer warranty.

CONNECT

Connect warranty covers 5 years on mechanical components. Laminate tops and modesty panels used to create Connect training tables are covered by the 10 year manufacturer warranty.

GRAVITY

Gravity and Gravity Conference are covered under the 10 year manufacturer warranty which includes plastic parts with structural function and defective metal components.

NOVA

Nova is covered under the 10 year manufacturer warranty which includes plastic parts with structural function and defective metal components.

SWITCH

Switch is covered under the 10 year manufacturer warranty which includes plastic parts with structural function and defective metal components.

For more information, please call 979.776.2100 option 2 or visit i5industries.com/warranties



Empower Your Workspace



i5 Industries Corporate Office & Warehouse
12069 State Highway 30, College Station, Texas 77845
979.776.2100 | www.i5industries.com | January 2026

